

Invoice to:	
Name:	
Street:	
Town:	Postal code:
E-Mail:	
Tel:	Fax:

Deliver to:	
Name:	
Street:	
Town:	
E-Mail:	
Tel:	

Order date:	
Purchase order:	Number required:

Marked for:	
Sunrise order no:	

Base Price
£3,995

Fax number: +44 (0)845 605 66 89

Email: orders@sunmed.co.uk

Max. user weight: 113kg
Heavy Duty version 158kg
Crash tested and passed



Part No. QPEIZ4-2
PQR01

STANDARD FEATURES
Tilt in space up to 60 degrees
Comfort seating
Height adjustable folding back
Centre of gravity adjustment
Dual post armrest / short or long pad
Solid castors and solid rear wheels

BASE MODEL		£
183WM56	<input type="checkbox"/> Quickie IRIS with True Fit Growth Kit up to 2" inches width	£3,995
To extend the width beyond 2" after purchase please contact your ASM or Sunrise Medical direct for the TRUE GROWTH KIT options		
PRE-SET TILT ANGLE (55° range) (Default in Bold)		
183TA5	<input type="radio"/> -5° to 50° (not available with heavy duty package and 12.5"/32cm STFH)	
183TA6	<input type="radio"/> 0° to 55°	
183TA7	<input type="radio"/> +5° to 60° (not available with heavy duty package)	
PRE-SET TILT ANGLE (40° range) (Default in Bold)		
183TA8	<input type="radio"/> -5° to 35° <i>(not available with heavy duty package and 12.5"/32cm STFH)</i>	
183TA1	<input type="radio"/> 0° to 40°	
183TA10	<input type="radio"/> +5° to 45° <i>(not available with heavy duty package)</i>	
FRAME OPTIONS		
183FS23	<input type="radio"/> Standard base and seat frame (Max user weight 113kg / 18 stone)	
183HV2	<input type="checkbox"/> Heavy Duty package (Max user weight 158kg / 25 stone)	£580
183TO38	<input checked="" type="radio"/> Transportation brackets - Crash test option (Heavy Duty version only available with 8" x 2" castors only)	FOC
183FT46	<input type="radio"/> Contracture Seat Frame (1)	
183FS24	<input type="checkbox"/> Vent/battery tray base (2)	£690
TILT RELEASE OPTIONS		
183TT8	<input type="radio"/> Foot release - No cables (NA with vent/battery tray; NA with 21-22"/54-56cm depth and +5° set-ups)	
	<input type="radio"/> Left <input type="radio"/> Right (Facing from Rear)	
183TT12	<input type="radio"/> Backrest dual trigger cable release	
FRAME COLOUR		
183C2	<input type="radio"/> Black <i>(NA with Zebra)</i>	183C14 <input type="radio"/> Candy Purple
183C10	<input type="radio"/> Black Opal	183C143 <input type="radio"/> Evergreen
183C38	<input type="radio"/> Blue Opal	183C149 <input type="radio"/> Matte Evergreen
183C114	<input type="radio"/> Sparkle Silver	183C148 <input type="radio"/> Mauve Pink
183C126	<input type="radio"/> Glow	184C116 <input type="radio"/> Matte Black
183C103	<input type="radio"/> Rootbeer	183C113 <input type="radio"/> Titanium Colour Paint
183C147	<input type="radio"/> Hot Pink	183C8 <input type="radio"/> Yellow
183C36	<input type="radio"/> Candy Blue	183C145 <input type="radio"/> Sunrise Orange
183C35	<input type="radio"/> Candy Red	
CUSTOM FRAME COLOUR		
183C20	<input type="checkbox"/> Zebra (Choose a base frame colour. Standard with white unless other base colour is chosen)	£395
183C112	<input type="checkbox"/> Desert camouflage	£395
183C43	<input type="checkbox"/> Mossy oak camouflage	£395

(1): Not available with 14"/36cm or 15"/38cm Frame depths. Not available with drop seat pan
(2): NA with 14"/36cm or 15"/38cm Frame width; minimum 17"/43cm Seat to floor height. NA with attendant wheel lock

BASE MODEL

FRAME STRUTS

183GY01	<input type="radio"/> Fixed (Standard)		
183GY02	<input type="checkbox"/> Width adjusting system	(Available range 14"-21" Max Growth 22" - N/A with Mono back)	£80

FRAME WIDTH - Can be widened after purchase with the True Growth Kit up to Maximum 22" (56cm)

183W5	<input type="radio"/> 14" / 36cm		
183W6	<input type="radio"/> 15" / 38cm		
183W7	<input type="radio"/> 16" / 41cm		
183W8	<input type="radio"/> 17" / 43cm		
183W9	<input type="radio"/> 18" / 46cm		
183W10	<input type="radio"/> 19" / 48cm		
183W11	<input type="radio"/> 20" / 51cm		
183W12	<input type="radio"/> 21" / 54cm	(NA with removable stroller handle extension)	
183W13	<input type="radio"/> 22" / 56cm	(NA with removable stroller handle extension)	

FRAME DEPTH SET UP (CHOOSE OPTION A OR B)

A. FRAME DEPTH SET-UP BY SUNRISE MEDICAL

When selecting the desired Seat Pan and Back Type, see FIGURE 1.1 if additional changes apply to the Frame Depth.
Default Measurements are Bold.

	3"/7.5cm	2"/5cm	1"/2.5cm	Flush	-1"/2.5cm	-2"/-5cm
14" / 36cm					N/A	N/A
15" / 38cm					N/A	N/A
16" / 41cm						N/A
17" / 43cm						
18" / 46cm						
19" / 48cm	N/A					
20" / 51cm	N/A					
21" / 54cm	N/A	N/A				
22" / 56cm	N/A	N/A	N/A			

Figure 1.1

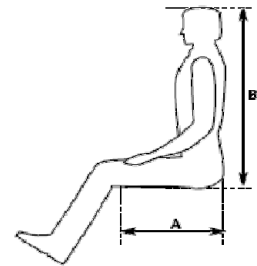


FIGURE 1.2

A. DESIRED SEAT DEPTH

See Figure 1.1 and Figure 1.2, Dimension A. The seat surface length required to accommodate the client in a properly seated position

183SD7	<input type="radio"/> 14" / 36cm	183SD12	<input type="radio"/> 19" / 48cm
183SD8	<input type="radio"/> 15" / 38cm	183SD13	<input type="radio"/> 20" / 51cm
183SD9	<input type="radio"/> 16" / 41cm	183SD14	<input type="radio"/> 21" / 54cm
183SD10	<input type="radio"/> 17" / 43cm	183SD33	<input type="radio"/> 22" / 56cm
183SD11	<input type="radio"/> 18" / 46cm		

A. USER'S SEATED HEIGHT (Default in bold)

See figure 1.2, Dimension B. Distance from the seat surface to the top of the head.

183SJ01	<input type="radio"/> Less than 37"
183SJ02	<input type="radio"/> 37" or greater

A. USER'S WEIGHT (Default in bold)

183BO01	<input type="radio"/> 0 - 113kg
183BO02	<input type="radio"/> 113 - 136kg
183BO03	<input type="radio"/> 136 - 158kg

A. BACK TYPE

See figure 1.1 and FIGURE 1.3 Dimension C. (below). The location of the backrest surface in relation to the front of the backpost.

The measurement is taken from the front of the surface of the backpost to the deepest area of the backrest in contact with the user's body

183BQ01	<input type="radio"/> +3" / +7.5cm
183BQ05	<input type="radio"/> +2" / +5cm
183BQ02	<input type="radio"/> +1" / 2.5cm
183BQ03	<input type="radio"/> Flush
183BQ04	<input type="radio"/> -1" / -2.5cm
183BQ06	<input type="radio"/> -2" / -5cm

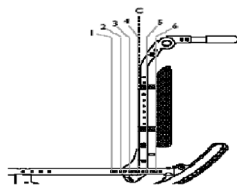


FIGURE 1.3

Back type	
1	3" forward (+3" / 7.5cm)
2	2" forward (+2" / 5cm)
3	1" forward (+1" / 2.5cm)
4	Flush
5	1" rearward (-1" / -2.5cm)
6	2" rearward (-2" / -5cm)

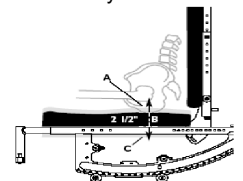


FIGURE 1.4

A. TOP OF CUSHION TO SEAT RAIL (Default in Bold)

See FIGURE 1.4 Dimension A & B. (above right). This measurement is taken from the top of the cushion to the upper surface of the seat rail.

If the cushion has a wedged shape and/or has significant lateral pelvic contour, then determine the height of the cushion at the point where the ischila tuberosities would contact (not immerse) the cushion surface.

183CJ04	<input type="radio"/> 2.5" / 6.5cm or greater
183CJ05	<input type="radio"/> Less than 2.5" / 6.5cm
183CJ03	<input type="radio"/> Below seat rail

FRAME DEPTH SET UP (CHOOSE OPTION A OR B)				
A. FRAME DEPTH RANGE				
183FL91	<input type="radio"/>	Short Seat Frame 14" - 18" / 36 - 46cm		
183FL92	<input type="radio"/>	Medium Seat Frame 16" - 20" / 41 - 48cm		
183FL93	<input type="radio"/>	Long Seat Frame 18" - 22" / 46 - 56cm		
B. FRAME DEPTH				
183FD5	<input type="radio"/>	14" / 36cm (Short Seat Frame)	N/A with contracture Footrest System)	
183FD6	<input type="radio"/>	15" / 38cm (Short Seat Frame)	N/A with contracture Footrest System)	
183FD7	<input type="radio"/>	16" / 41cm (Short Seat Frame)	Frame width	Seat Pan Growth
183FD8	<input type="radio"/>	17" / 43cm (Short Seat Frame)	14" / 36cm	14" - 16" / 36 - 41cm
183FD9	<input type="radio"/>	18" / 46cm (Medium Seat Frame)	15" / 38cm	15" - 16" / 38 - 41cm
183FD10	<input type="radio"/>	19" / 48cm (Medium Seat Frame)	16" / 41cm	16" - 18" / 41 - 46cm
183FD11	<input type="radio"/>	20" / 51cm (Long Seat Frame)	17" / 43cm	17" - 18" / 43 - 46cm
183FD16	<input type="radio"/>	21" / 54cm (Long Seat Frame)	18" / 46cm	18" - 20" / 46 - 51cm
183FD17	<input type="radio"/>	22" / 56cm (Long Seat Frame)	19" / 48cm	19" - 20" / 48 - 51cm
			20" / 51cm	20" - 22" / 51 - 56cm
			21" / 54cm	21" - 22" / 54 - 56cm
			22" / 56cm	N/A
Figure 1.5				
SEAT TYPE				
183ST35	<input type="checkbox"/>	Standard Seat Pan (Growable) (for growth ranges see FIGURE 1.5)		£155
183ST36	<input type="checkbox"/>	Drop Seat Pan (1)		£155
183ST54	<input type="radio"/>	Omit seat Pan		
JAY Cushion options - See JAY order forms for pricing				
183JC20	<input type="checkbox"/>	Jay Bundled cushion	Cushion name / Part No:	Width: Depth: JAY OF
BACKREST				
183BT101	<input type="radio"/>	Dynamic Backrest	(NA with Reclining Backrest or 19" - 22" seat depths)	
183JB01	<input type="checkbox"/>	JAY J3 Back	(Refer to JAY J3 order form - NA with O2 holder)	
				JAY OF
BACKPOST (SELECT OPTION 1,2 or 3)				
1. STROLLER HANDLE BACK POSTS				
183BP9	<input type="radio"/>	Low (18" / 46cm)		
183BP10	<input type="radio"/>	Medium (21" / 54cm)		
183BP11	<input type="radio"/>	Tall (24" / 61cm)		
183BP13	<input type="checkbox"/>	Removable stroller handle Extension (2)		£125
2. HEIGHT ADJ. BACK with ADJ. STROLLER HANDLES				
183PH8	<input type="checkbox"/>	Standard Push Handle		£295
183PH9	<input type="checkbox"/>	Long Push Handle (Recommended in combination with Vent and Battery Tray Option)		£295
183PH200	<input type="radio"/>	Standard Height Back cane 15" - 21" / 38 - 54cm		
183PH201	<input type="radio"/>	Tall Height Back cane 18" - 24" / 46 - 61cm		
3. RECLINING BACKREST (NOT AVAILABLE WITH 40° TILT RANGE) (N/A with 22" Deep Frame)				
183B5	<input type="checkbox"/>	Medium		£1,225
183B9	<input type="checkbox"/>	Tall		£1,225
183BP13	<input type="checkbox"/>	Removable Extension		£105
ARMREST AND ARMPAD				
ARMREST				
183AA63	<input type="checkbox"/>	Dual Post Height Adjustable		£290
183AA43	<input type="checkbox"/>	Dual Post Flip Back		£140
183AA62	<input type="radio"/>	Dual Post		
183AA48	<input type="checkbox"/>	Dual Post Flip Back Height Adjust.		£320
183AA7	<input type="checkbox"/>	Length Adjustable Locking Flip-Up	(NA with heavy duty package)	
183AA11	<input type="checkbox"/>	Single post Height Adjustable Std	(NA with heavy duty package)	
183AA29	<input type="checkbox"/>	Single Post Height Adjustable Low	(NA with heavy duty package)	
183AA1	<input type="checkbox"/>	Adjustable Locking Flip-Up	(NA with heavy duty package or armpads)	
183AA14	<input type="radio"/>	Omit Armrest		£630
ARMREST RECEIVER (SINGLE POST HEIGHT ADJUSTABLE ONLY)				
183AR17	<input type="radio"/>	Low		
183AR18	<input type="radio"/>	Standard		
ARMPAD				
183AM23	<input type="radio"/>	Desk Length Classic		
183AM21	<input type="radio"/>	Desk Length Contour		
183AM24	<input type="radio"/>	Full Length Classic		
183AM22	<input type="radio"/>	Full Length Contour		
183AM9	<input type="radio"/>	Foam Short (Option for Length Adj. Locking Flip Up Armrest)		
183AM10	<input type="radio"/>	Foam Long (Option for Length Adj. Locking Flip Up Armrest)		

(1): NA with transit option or HD Package. NA with Contracture Footrest System. Only available with 14,16,18,20,22" seat widths

(2): NA with reclining backrest or 21"/54cm and 22"/56cm frame widths. NA with height adj. back width adjustable stroller handle

FOOTREST (CHOOSE OPTION 1,2 or 3)			
1. HANGER MOUNTED FOOTREST			
183H89	<input type="radio"/>	70° Swing-Away Front Mount	
183H90	<input type="radio"/>	80° Swing-Away Front Mount	
183H91	<input type="radio"/>	90° Swing-Away Front Mount	
183H146	<input type="checkbox"/>	70° Heavy-Duty Front Mount Lift-Off	100
183H132	<input type="checkbox"/>	80° Heavy-Duty Front Mount Lift-Off	(NA with 4" castors) 100
183H147	<input type="checkbox"/>	90° Heavy-Duty Front Mount Lift-Off	(NA with 4" castors) 100
183H23	<input type="checkbox"/>	90° Elevating	(NA with 6" castors or 90° footboard) 265

FOOTREST (CHOOSE OPTION 1, 2 or 3)			
1. HANGER MOUNTED FOOTREST FOOTPLATES (NA with 12.5"/32cm seat height)			
183F4	<input type="radio"/>	Kids Angles Adjustable. (available with 14"/36cm to 16"/41cm frame width only)	
183F3	<input type="checkbox"/>	Adult Angle Adjustable	£120
183A7	<input type="radio"/>	Omit Footplate	
HANGER MOUNTED FOOTREST EXTENSION TUBES (NA with 12.5"/32cm seat height)			
183E23	<input type="checkbox"/>	2"/5cm	(NA with 90° swing-away and lift-off hangers) £45
183E24	<input type="checkbox"/>	4"/10cm	(NA with 90° swing-away and lift-off hangers) £45

2. EXTENSION TUBE MOUNTED FOOTRESTS (Footrest Mounted to Extension Tubes)			
183H85	<input type="radio"/>	60° Swing-away (swing in / swing out)	
183H86	<input type="radio"/>	70° Swing-away (swing in / swing out)	
183H116	<input type="radio"/>	80° Swing-away; NA with 8" castors	
183H160	<input type="checkbox"/>	Elevating	(NA w/platform flip up and aluminium angle adjust. Front mount footplate) £460
183H159	<input type="checkbox"/>	Articulating Adult	(NA w/platform flip up and aluminium angle adjust. Front mount footplate) £675

EXTENSION TUBE MOUNTED FOOTRESTS EXTENSION TUBES			
183E1	<input type="radio"/>	Short (11.5" - 14" / 29 - 36cm)	
183E2	<input type="radio"/>	Medium (14" - 17" / 36 - 43cm)	(NA with 12.5"/32cm seat height)
183E5	<input type="radio"/>	Long (17" - 19" / 43 - 48cm)	(NA with 12.5"/32cm seat height)
183E12	<input type="radio"/>	Short ELR (ELR only 11.5" - 15.5")	
183E16	<input type="checkbox"/>	High Mount (Only available with adult or kids angle adjust. footplates)	£140

EXTENSION TUBE MOUNTED FOOTRESTS FOOTPLATES			
183F1	<input type="radio"/>	Composite	
183F5	<input type="radio"/>	Aluminium (Only available with elevating legrests)	
183F3	<input type="checkbox"/>	Adult Angle Adjust. w/Heel Loops	£120
183F48	<input type="checkbox"/>	Platform Flip-Up w/Leg Strap (3)	£185
183F7	<input type="radio"/>	Omit footplate and extension tube	

FOOTRESTS OPTIONS			
183IG2	<input type="checkbox"/>	Impact Guard Neoprene	(Only available w/60°; 70° or 70° V ext. mount hangers) £45
183A110	<input type="checkbox"/>	Toe Loop (pair)	(Only available with adult angle adjust. footplates) £80

3. CONTRACTURE FOOTREST SYSTEM (Multi-Adjustable Padded Hangers & Angle Adjust. Aluminium Footrests)			
183H26	<input type="checkbox"/>	Contracture Footrest System	(NA with drop seat pan; NA with 15"/38cm frame depth) £425
183HFP02	<input type="radio"/>	Outside Mount	
183HFP01	<input type="radio"/>	Inside Mount	
183E25	<input type="radio"/>	Short, please select	
		183EP1 <input type="radio"/> 10.5" / 27cm Extension Height	
		183EP2 <input type="radio"/> 11" / 28cm Extension Height	
		183EP3 <input type="radio"/> 11.5" / 29cm Extension Height	
		183EP4 <input type="radio"/> 12" / 30.5cm Extension Height	
		183EP5 <input type="radio"/> 12.5" / 32cm Extension Height	
		183EP6 <input type="radio"/> 13" / 33cm Extension Height	
183E26	<input type="radio"/>	Regular, please select	
		183EP5 <input type="radio"/> 12.5" / 32cm Extension Height	
		183EP6 <input type="radio"/> 13" / 33cm Extension Height	
		183EP7 <input type="radio"/> 13.5" / 34cm Extension Height	
		183EP8 <input type="radio"/> 14" / 36cm Extension Height	
		183EP9 <input type="radio"/> 14.5" / 37cm Extension Height	
		183EP10 <input type="radio"/> 15" / 38cm Extension Height	

(1): NA with 8" castors

(2): Not available with medium extension tubes

(3): Not available with short extension tubes; Only available with 60°; 70° or 70° V hangers

ADDITIONAL HANGER AND FOOTPLATE OPTIONS										
HANGER MOUNTS										
183MZ02	<input type="radio"/>	Standard hanger mount								
183MZ01	<input type="radio"/>	1" offset hanger mount (1)								
FOOTREST OPTIONS										
183HL1	<input type="checkbox"/>	Heel loop								£45
183HL5	<input type="checkbox"/>	Leg strap								£55
183IG2	<input type="checkbox"/>	Impact guard neoprene <i>(Only available with 60° or 70° external mount hanger)</i>								£45
183H32	<input type="radio"/>	Omit hanger								
183HL4	<input type="radio"/>	Omit heel loop								
183HL6	<input type="radio"/>	Omit single leg strap								
CASTOR AND REAR WHEEL										
FRONT SEAT HEIGHT MATRIX (Information listing below for important NO-GO information)										
CASTOR SIZE										
REAR WHEEL SIZE		4" Semi-Pneumatic	5"x1" Polyurethane 5"x1.5" Semi-Pneumatic		6"x1" Polyurethane 6"x1.5" Semi-Pneumatic		8"x1" Polyurethane (5) 8"x1.5" Semi-Pneumatic (4)		8"x2" Pneumatic 8"x2" Solid	
	12" Mag Wheel	<input type="radio"/> 12.5"/32cm	<input type="radio"/> 13.5"/34cm	<input type="radio"/> 17"/43cm	<input type="radio"/> 16.5"/42cm	<input type="radio"/> 17.5"/44cm	<input type="radio"/> 16.5"/42cm (4)	<input type="radio"/> 17.5"/44cm	<input type="radio"/> 17.5"/44cm	
	12" Low Poly Wheel		<input type="radio"/> 16.5"/42cm	<input type="radio"/> 17.5"/44cm	<input type="radio"/> 16.5"/42cm	<input type="radio"/> 17"/43cm	<input type="radio"/> 16.5"/42cm (4)	<input type="radio"/> 17"/43cm	<input type="radio"/> 16.5"/42cm	
	16" Mag Wheel		<input type="radio"/> 16.5"/42cm	<input type="radio"/> 17.5"/44cm	<input type="radio"/> 16.5"/42cm	<input type="radio"/> 17.5"/44cm (5)	<input type="radio"/> 16.5"/42cm	<input type="radio"/> 17.5"/44cm (5)	<input type="radio"/> 17.5"/44cm	
	16" Mag Wheel		<input type="radio"/> 13.5"/34cm	<input type="radio"/> 15"/38cm	<input type="radio"/> 14.5"/37cm	<input type="radio"/> 18.5"/47cm	<input type="radio"/> 18"/46cm	<input type="radio"/> 19.5"/50cm (4)	<input type="radio"/> 18"/46cm	
	16" Mag Wheel		<input type="radio"/> 14"/36cm	<input type="radio"/> 18"/46cm	<input type="radio"/> 15"/38cm	<input type="radio"/> 19"/48cm	<input type="radio"/> 18.5"/47cm		<input type="radio"/> 19"/48cm	
	16" Mag Wheel		<input type="radio"/> 14.5"/37cm	<input type="radio"/> 18.5"/47cm	<input type="radio"/> 18"/46cm		<input type="radio"/> 19"/48cm			
20" Mag Wheel		<input type="radio"/> 16"/41cm	<input type="radio"/> 17"/43cm	<input type="radio"/> 16"/41cm	<input type="radio"/> 17"/43cm	<input type="radio"/> 16"/41cm (4)	<input type="radio"/> 17"/43cm	<input type="radio"/> 16.5"/42cm		
20" Mag Wheel		<input type="radio"/> 16.5"/42cm	<input type="radio"/> 17.5"/44cm	<input type="radio"/> 16.5"/42cm		<input type="radio"/> 16.5"/42cm	<input type="radio"/> 17.5"/44cm (5)	<input type="radio"/> 17"/43cm		
22" Mag Wheel		<input type="radio"/> 17"/43cm	<input type="radio"/> 18"/46cm	<input type="radio"/> 17"/43cm	<input type="radio"/> 18"/46cm	<input type="radio"/> 17"/43cm (5)	<input type="radio"/> 18"/46cm	<input type="radio"/> 17"/43cm		
22" Mag Wheel		<input type="radio"/> 17.5"/44cm	<input type="radio"/> 18.5"/47cm	<input type="radio"/> 17.5"/44cm		<input type="radio"/> 17.5"/44cm	<input type="radio"/> 18.5"/47cm (4)	<input type="radio"/> 18"/46cm		
24" Mag Wheel		<input type="radio"/> 18"/46cm		<input type="radio"/> 18"/46cm	<input type="radio"/> 19"/48cm	<input type="radio"/> 18"/46cm (4)	<input type="radio"/> 19"/48cm	<input type="radio"/> 18"/46cm		
24" Spoke Wheel		<input type="radio"/> 18.5"/47cm		<input type="radio"/> 18.5"/47cm		<input type="radio"/> 18.5"/47cm	<input type="radio"/> 19.5"/50cm (5)	<input type="radio"/> 19"/48cm		
CASTOR WHEELS										
183CW73	<input type="radio"/>	4" x 1.25" Semi-Pneumatic <i>(NA with Heavy Duty Option)</i>								
183CW53	<input type="radio"/>	5" x 1" Polyurethane								
183CW7	<input type="radio"/>	5" x 1.5" Semi-Pneumatic								
183CW45	<input type="radio"/>	6" x 1" Polyurethane								
183CW35	<input type="radio"/>	6" x 1.5" Semi-Pneumatic								
183CW46	<input type="radio"/>	8" x 1" Polyurethane								
183CW39	<input type="radio"/>	8" x 1.5" Semi-Pneumatic								
183CW36	<input type="checkbox"/>	8" x 2" Pneumatic								£220
183CW37	<input type="checkbox"/>	8" x 2" Pneu w/Airless Insert								£220
REAR WHEEL										
183RW13	<input type="radio"/>	12" Mag Wheel (1) <i>(SELECTION NOT AVAILABLE WITH DRUM BRAKES)</i>								
183RW14	<input type="radio"/>	16" Mag Wheel (2) <i>(SELECTION NOT AVAILABLE WITH DRUM BRAKES)</i>								
183RW3	<input type="radio"/>	20" Mag Wheel <i>(SELECTION NOT AVAILABLE WITH DRUM BRAKES)</i> <i>(N/A with projection handrims)</i>								
183EW8	<input type="radio"/>	22" Mag Wheel <i>(SELECTION NOT AVAILABLE WITH DRUM BRAKES)</i> <i>(N/A with projection handrims)</i>								
183RW1	<input type="radio"/>	24" Mag Wheel <i>(SELECTION NOT AVAILABLE WITH DRUM BRAKES)</i>								
183RW51	<input type="checkbox"/>	24" Spoke Wheel								£220
REAR WHEEL TYRE										
183RT3	<input type="radio"/>	Full Polyurethane								
183RT4	<input type="radio"/>	Low Polyurethane <i>(only available with 12" Mag Wheel)</i>								
183RT1	<input type="checkbox"/>	Pneumatic								£60
183RT2	<input type="checkbox"/>	Pneumatic Airless Insert								£125
HANDRIM (12" and 16" wheels not available with hand rims)										
183HR1	<input type="radio"/>	Aluminium Anodised								
183HR4	<input type="checkbox"/>	Plastic Coated								£100
183HR7	<input type="radio"/>	Omit Handrim								
PROJECTIONS (N/A on plastic coated. Only with 24" rims)										
183HR8	<input type="radio"/>	8 Oblique								
AXLE PLATE										
183AL33	<input type="radio"/>	Standard Axle Plate								
183AL17	<input type="checkbox"/>	One Arm Drive Axle Plate <i>(NA with 12" & 16" mag and 24" spoke wheels)</i>								£1,360
183OA2	<input type="radio"/>	One Arm Drive Standard Handrim								
		183HM1 <input type="radio"/> Right Hand Mount								
		183HM2 <input type="radio"/> Left Hand Mount								
183OA1	<input type="radio"/>	One Arm Drive Small Handrim <i>(NA with 20" mag wheels)</i>								
		183HM1 <input type="radio"/> Right Hand Mount								
		183HM2 <input type="radio"/> Left Hand Mount								
AXLE										
183AX1	<input type="radio"/>	Quick Release Axles <i>(NA with one arm drive)</i>								
183AX17	<input type="radio"/>	Threaded Axles <i>(NA with 24" spoke wheels)</i>								
WHEEL LOCK										
183WL8	<input type="radio"/>	Push to Lock								
183WL41	<input type="checkbox"/>	Attendant Wheel Lock (Foot Lock) (3)								£75
183WL10	<input type="radio"/>	Omit Wheel Lock								
<p>(1): NA with hand rims; With attendant wheel lock, NA with +5 - 60° tilt angle; Only available w/pneu w/airless inserts or low poly tyres</p> <p>(2): NA with hand rims; Only available with pneumatic, pneu w/airless inserts</p> <p>(3): NA with extension handles; NA with 1 arm drive</p> <p>(4): 8 x 1.5" castor size only</p> <p>(5): 8 x 1" castor size only</p>										

AXLE			
183AX1	<input type="radio"/>	Quick Release Axles	(NA with one arm drive)
183AX17	<input type="radio"/>	Threaded Axles	(NA with 24" spoke wheels)
WHEEL LOCK			
183WL8	<input type="radio"/>	Push to Lock	
183WL41	<input type="checkbox"/>	Attendant Wheel Lock (Foot Lock) (3)	£75
183WL10	<input type="radio"/>	Omit wheel lock	
HUB LOCK			
183LK01	<input type="checkbox"/>	12" hub lock	(NA w/ one arm drive) £120
183LK02	<input type="checkbox"/>	16" hub lock	(NA w/ one arm drive) £60
EXTENSION HANDLE			
183EH7	<input type="checkbox"/>	Extension Handle 6" pair	£105
ANTI TIPS			
183AT1	<input type="checkbox"/>	Anti-tip (Pair)	(Included with vent tray option; Not ordered as separate line item) £120
ACCESSORIES			
183A8	<input type="checkbox"/>	Seat pouch black	£60
183A54	<input type="checkbox"/>	Extra Leg Strap black	£35
183A1	<input type="checkbox"/>	Black Utility Backpack	£80
183A82	<input type="checkbox"/>	Caddy	(only available with extension tube mounted footrest) £80
183A71	<input type="checkbox"/>	O2 Holder	£215
183A73	<input type="checkbox"/>	IV Pole	(not available with transit option) £190
POSITIONING BELT			
183A141	<input type="checkbox"/>	1.5" Auto Buckle Universal w/Clamp	£105
183A117	<input type="checkbox"/>	2" Aircraft Buckle w/Clamp	£150
183A118	<input type="checkbox"/>	2" Aircraft Buckle Pad w/Clamp	£215
183A120	<input type="checkbox"/>	Positioning Belt Clamps Only	£62
The Quickie IRIS is compatible with JAY products. You can add any JAY products by attaching the relevant order form.			
COMFORT SEAT AND BACK (requires seat pan)			
<input type="radio"/> Comfort seat and back (only for 16", 18" and 20" widths)			
SPOKE GUARDS (NA with 12" and 16" mag wheels)			
183A24	<input type="checkbox"/>	Clear	£150
183A23	<input type="checkbox"/>	Black	£150
SIDE GUARD (Only available with length adjust. Locking flip-up and adjust. Locking flip-up styles)			
183SG3	<input type="checkbox"/>	Plastic Regular	£225
183SG4	<input type="checkbox"/>	Plastic Kids	£225
WHEELCHAIR TRAY TABLE - Please refer to the table below (Only available if armrests are included)			
183A30	<input type="checkbox"/>	Small (13" - 14" / 33 - 36cm)	£310
183A31	<input type="checkbox"/>	Medium (15" - 17" / 38 - 43cm)	£310
183A32	<input type="checkbox"/>	Large (18" - 20" / 48 - 51cm)	£310
183A33	<input type="checkbox"/>	X-Large (21" - 22" / 54 - 56cm)	£310

TRAY REFERENCE GUIDE

Seat Width	Flip-up	Padded S/A	Adj. Locking Flip up	SPHA, Dual Post & Flip Back	Length Adj. Locking Flip Up
	Measurements taken from outside of the right armrest to the outside of the left armrest.				
13"	XS/SML	XS/SML	MED	MED	MED
14"	MED	MED	MED	MED	MED
15"	MED	MED	MED	MED	MED
16"	MED	MED	MED	MED	LRG
17"	MED	MED	MED	LRG	LRG
18"	MED	MED	LRG	LRG	X LRG
19"	LRG	LRG	LRG	X LRG	X LRG
20"	LRG	LRG	X LRG	X LRG	X LRG
21"	X LRG	X LRG	X LRG	X LRG	X LRG***
22"	X LRG	X LRG	X LRG	X LRG***	X LRG***
23"	X LRG	X LRG	X LRG***	X LRG***	X LRG****
24"	X LRG	X LRG****	X LRG***	X LRG****	X LRG****
25"	X LRG****	X LRG****	X LRG****	X LRG****	Size N/A
26"	X LRG****	X LRG****	X LRG****	Size N/A	Size N/A
27"	X LRG****	X LRG****	Size N/A	Size N/A	Size N/A
28"	X LRG****	Size N/A	Size N/A	Size N/A	Size N/A
29"	Size N/A	Size N/A	Size N/A	Size N/A	Size N/A
30"	Size N/A	Size N/A	Size N/A	Size N/A	Size N/A

- * REQUIRES the toggle hardware mounted to the inside of the tray.
- **REQUIRES the Quickie Hardware to achieve the overall armrest width.
- *** REQUIRES the armpads to be inverted on the armrest to attach the tray
- ****REQUIRES the tray hardware to be mounted on the inside of the tray

(1): NA w/Height Adjust. Stroller Handles. NA w/ Reclining Backrest or Transit Option

Quickie IRIS - Base Price	£3,995
Option price	£
Total Price	£