

# ALLSTAR *A2*











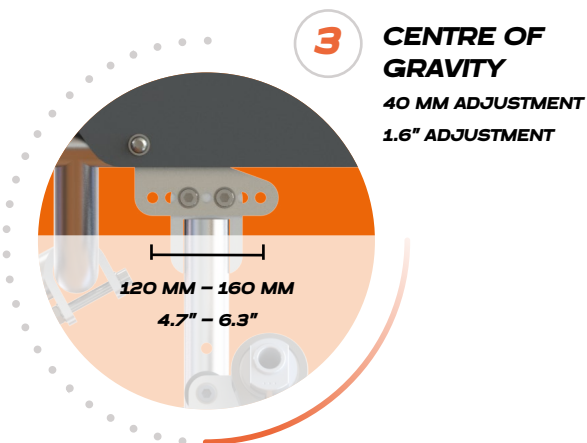
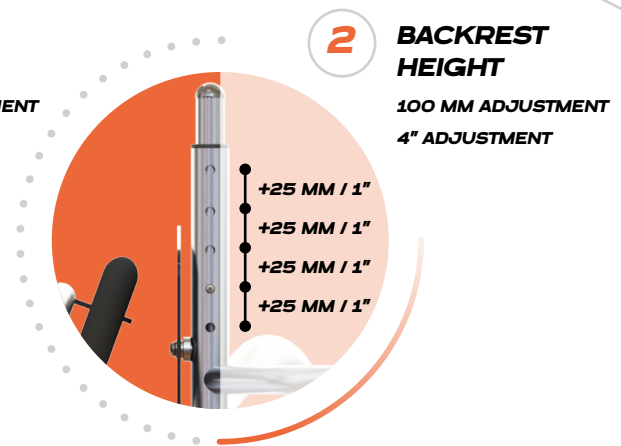
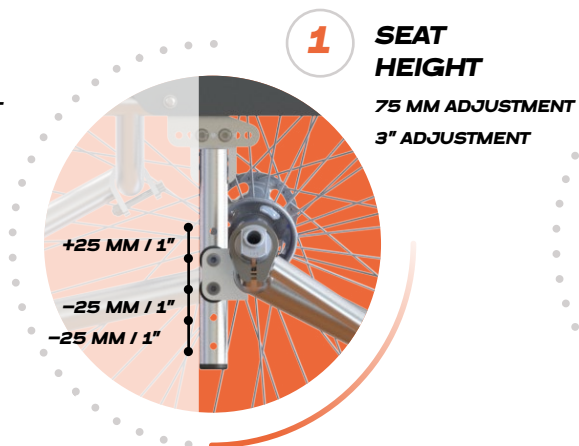
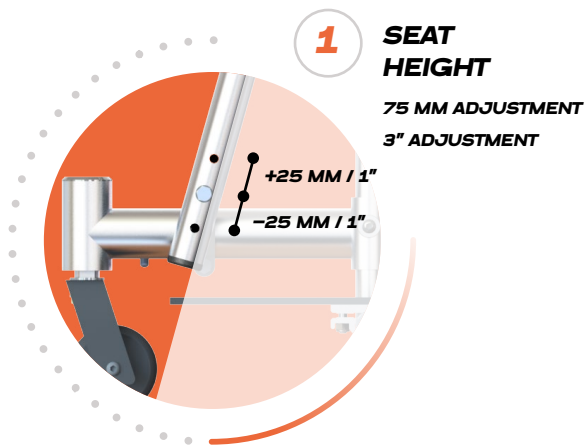
# FOR YOU, FOR SPORTS, FOR EVERYONE

The Allstar A2 is the ultimate multi-sport wheelchair and is revolutionising club sports. With extensive adjustability options, this is the perfect wheelchair for clubs or up and coming players just starting out in wheelchair sports. This wheelchair boasts an exceptional feature that sets it apart from the rest - an adjustable seat height that utilises an ergonomic seat design. This remarkable characteristic ensures that our product can cater to a diverse range of individuals, making it the ultimate choice for everyone. With the removable wing, the Allstar A2 can be optimised for tennis and non-contact sports or basketball and contact sports. This provides a level of versatility perfect for clubs and athletes who want to fine-tune their setup across multiple sports.



# KEY FEATURES





# ▶ ▶ ▶ ▶ ADJUSTABILITY



## SEAT HEIGHT ADJUSTMENT

Experience the difference of a truly adaptable wheelchair that evolves with you. The adjustable seat height feature guarantees that you'll always find your perfect match, no matter how your needs change over time. Whether you're a club and sharing the wheelchair with multiple athletes, or simply seeking optimal comfort for yourself, the Allstar A2 ensures a seamless and personalised experience for everyone.

OPTIMISED MEASUREMENTS TABLE

24" Wheels				25" Wheels				26" Wheels			
Rear Frame Height				Rear Frame Height				Rear Frame Height			
375	400	425	450	400	425	450	475	450	475	500	525
14 3/4"	15 3/4"	16 3/4"	17 3/4"	15 3/4"	16 3/4"	17 3/4"	18 3/4"	17 3/4"	18 3/4"	19 3/4"	20 3/4"
Front Frame Height				Front Frame Height				Front Frame Height			
475	500	525		475	500	525		475	500	525	
18 3/4"	19 3/4"	20 3/4"		18 3/4"	19 3/4"	20 3/4"		18 3/4"	19 3/4"	20 3/4"	

*The Allstar A2 can be configured with standard measurements for ease of order but can also be ordered made to measure for the following options: seat width, seat length, seat taper, and rear wheel gap."*



## 5 REMOVABLE WING

One of the standout features of the Allstar A2 is the removable wing. It allows you to optimise your set-up for multiple sports with one wheelchair. Whether you want to take to the tennis court or tackle on the basketball court, this feature enables configuration of the wheelchair to suit the specific requirements of each sport, enhancing performance and overall experience during competition.



## 6 ERGONOMIC SEAT

The ergonomic seat design of the Allstar A2 wheelchair offers comfort, support, and proper posture for you. The bent tube profile enhances your seating position – so you feel more stable and comfortable – and improves your pushing power. The adjustability options further improve your seating experience. The Allstar A2 can be catered to individual needs and promote optimal performance in wheelchair sports.



# ▶ ▶ ▶ ▶ TECHNICAL INFORMATION

▶ Frame Build	MADE TO MEASURE AND CONFIGURABLE
▶ Frame Material	ALUMINIUM 7020
▶ Lightweight	<input checked="" type="radio"/> 1 <input checked="" type="radio"/> 2 <input checked="" type="radio"/> 3 <input type="radio"/> <input type="radio"/>
▶ Stiffness	<input checked="" type="radio"/> 1 <input checked="" type="radio"/> 2 <input checked="" type="radio"/> 3 <input type="radio"/> <input type="radio"/>
▶ Options	<input checked="" type="radio"/> 1 <input checked="" type="radio"/> 2 <input checked="" type="radio"/> 3 <input type="radio"/> <input type="radio"/>
▶ Seat Rail Tube Size	25 mm
▶ Total Weight	FROM 11,5 kg
▶ Max User Weight	125 kg
▶ Colour Options	FULL COLOUR RANGE AVAILABLE
▶ Seat Width	MAX 510 mm / 20"    MIN 300 mm / 11,8"
▶ Seat Depth	MAX 420 mm / 16,5"    MIN 300 mm / 11,8"





[www.rgkwheelchairs.com](http://www.rgkwheelchairs.com)

RGK Wheelchairs Ltd.  
Unit 8a/b/c Ring Road Zone 2,  
Burntwood Business Park,  
Burntwood, Staffordshire, WS73JQ, UK

Phone +441543670077  
Email: [sales@rgkwheelchairs.com](mailto:sales@rgkwheelchairs.com)



REV : 13.06.2024