

## Q700® M HD



Rev:11/2023  
Valid:12/2024

## ORDER FORM

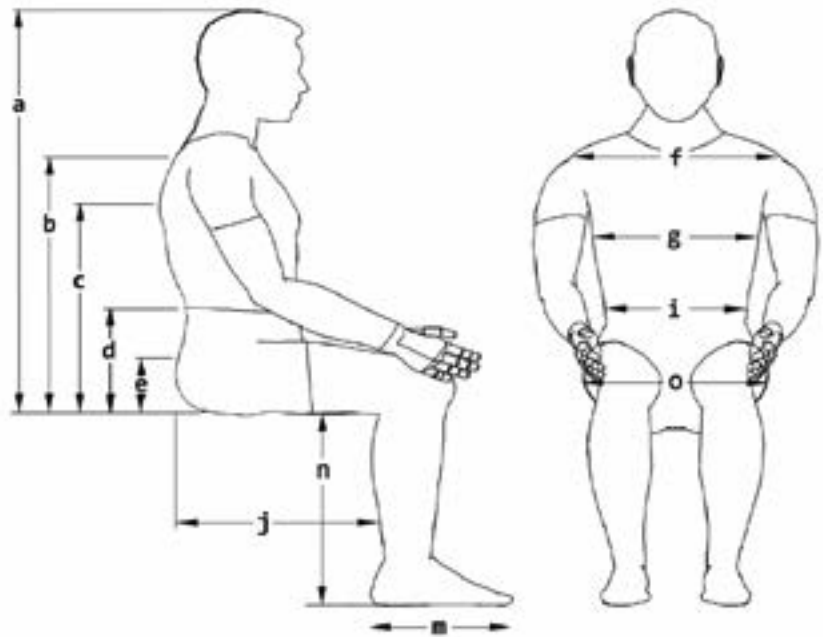
Errors and imissions excepted.

Billing Address Or Customer-ID			Shipping Address	Identical To Billing Address
C.-ID:			C.-ID:	
Name:			Name:	
Street:			Street:	
Town/PC:			Town/PC:	
E-Mail:			E-Mail:	
Phone:			Phone:	
Order Information			User Weight	
Order	Calculation	Built-4-Me®	<b>User Weight Capacity: 250 kg</b>	
Purchase Order No.:			<b>User Weight:</b> <b>kg</b>	
<b>Art. No.:</b> 2250070M-300		Reimbursement Code: xxx		
Order Date:	Day	Month	Year	

Base Price € **XX.XXX,-**

## Client Measurements

a) Top Of Head To Seat	mm
b) Top Of Shoulder To Seat	mm
c) Underarm To Seat	mm
d) Elbow To Seat	mm
e) Top Of Pelvis To Seat	mm
f) Shoulder Width	mm
g) Trunk Width	mm
i) Hip Width	mm
j) Actual Sitting Depth	mm
m) Foot Length	mm
n) Lower Leg Length	mm
o) Actual Seat Width	mm



## Seating Specifications

<b>Typical WC Weight</b>	<b>Seat Type</b>	SEDEO PRO
Without Batteries 140 kg	<b>Seat Size Range</b>	Width 500 - 660 mm, Depth 460 - 560 mm
With Batteries 165 kg	<b>Seat To Floor Height Range</b>	415 mm - 490 mm

## MWD Base Specifications

<b>User Weight Capacity</b>	250 kg	<b>Drive Wheels</b>	14" Drive Wheels (Black)
<b>Base Size</b>	Width Min. 620 mm	<b>Tires / Castors</b>	6" Front / 6" Rear (Black)
<b>Drive Control</b>	R-Net	<b>Charger</b>	10 A Dual Mode Charger
<b>Driving Range</b>	Up To 25 km	<b>Battery Size</b>	60 And 80 Ah Batteries
<b>Drive Motors</b>	4-Pole 8 kph	<b>Colour Accents</b>	7 Colour Accents
<b>Ground Clearance</b>	70 mm	<b>Frame Colour</b>	Black

## Base

### Q700 Drive Bases

€

SHP000080	<b>Q700 M (MWD Base Chair) Pricing Configuration 1</b>	XXX,-
SHP000100	<b>Q700 M (MWD Base Chair) Pricing Configuration 2</b>	XXX,-

### Motor Packages

€

SHP180009	4-Pole Motor, 6 kph / 4 mph (8 kph Motor With Reduced Speed)	XXX,-
SHP180010	4-Pole Motor, 8 kph / 5 mph	XXX,-

### Tracking

€

SHP110009	Traction Control System For R-Net (GYRO Technology)	XXX,-
SHP110014	Omit Traction Control System For R-Net	XXX,-

### Drive Wheels

€

SHP070032	Drive Wheel, 14", Pneumatic, V-Type, Black	XXX,-
SHP070031	Drive Wheel, 14", Solid, V-Type, Black	XXX,-
SHP070034	Drive Wheel, 14", Pneumatic, Knobbly, Black	XXX,-
SHP070033	Drive Wheel, 14", Solid, Knobbly, Black	XXX,-

### Castor Wheels

€

SHP080310	Castor Wheel, 6", Solid, Black	XXX,-
-----------	--------------------------------	-------

### Shroud Colours Q700 M

€

SHP100577	Black (RAL 9005) Black Natural Non-Painted finish	XXX,-
-----------	--	-------

### Colour Accents

€

SHP140005	Apple Green (RAL 110 70 77)	XXX,-
SHP140004	Black (RAL 9005)	XXX,-
SHP140003	Blue (RAL 260 40 45)	XXX,-
SHP140006	Orange (RAL 060 60 80)	XXX,-
SHP140002	Red (RAL 040 40 67)	XXX,-
SHP140007	Silver (RAL 9006)	XXX,-
SHP140001	White (RAL 9010)	XXX,-

### LED Lights & Indicators

€

SHP110201	LED Light And Indicator SHP110032 Actuator Control & Lights Module, R-Net, ISM-6L Required	XXX,-
SHP110202	Fender Lights SHP110032 Actuator Control & Lights Module, R-Net, ISM-6L Required	XXX,-
SHP110209	Omit Light And Indicator	XXX,-

### Seat Heights Measured From Front Of Seat Pan To Floor. Obtain Quote To Verify Seat To Floor Heights

€

SH415	415 mm Only With 60 Ah Batteries	-
SH44	440 mm	-
SH465	465 mm	-
SH49	490 mm	-

### Batteries & Chargers

€

#### Batteries

SHP160001	Battery, 60 Ah, Gel, Maintenance-Free	XXX,-
SHP160005	Battery, 80 Ah, Gel, Maintenance-Free	XXX,-
SHP160009	Omit Batteries	XXX,-

**Chargers**

SHP160103	Charger, Automatic, 220 V / 10 A, UK	XXX,-
SHP160104	Charger, Automatic, 220 V / 10 A	XXX,-
SHP160109	Omit Charger	XXX,-

**Powered Seating****Power Seating Options**

€

SHP130011	Fixed Tilt Module (Adjustable 0°, 3°, 6°, 9°, Factory Setting 6°)	–
SHP130004	Posterior Tilt, Powered, 0° - 30°	–
SHP130012	Posterior Tilt, Powered, -5° - 25° Not With Seat Height 415 Or 440 mm	–
SHP130007	Posterior Tilt, Powered, 0° - 50° Not with SHP030215 Backrest Powered Recline; Maximum user weight 205 kg	–
SHP130005	Posterior Tilt, Powered, -5° - 45° Not With Seat Height 415 Or 440 mm, Not with SHP030215 Backrest Powered Recline; Maximum user weight 205 kg	–

**Backrest Frame Type**

€

SHP030083	Backrest, Tool Angle Adjustable, 90° - 120°	–
SHP030215	Backrest, HD Powered Recline, 90° - 130°	XXX,-

**Backrest Frame Option**

€

SHP030098	Backrest, Flip Down, Quick Release	XXX,-
-----------	------------------------------------	-------

**Back Cushion Type**

€

**SEDEO PRO (See Section A)**

SHP030104	SEDEO PRO, Back Cushion	–
-----------	-------------------------	---

**JAY J3 (See Section B)**

SHP030054	JAY J3, Back Cushion	XXX,-
-----------	----------------------	-------

**Interfaces**

SHP030106	SEDEO PRO, Interface Only	–
SHP030107	SEDEO PRO, Interface Only For Back Cushion, Flexible	–
SHP030055	JAY J3, Interface Only	–
SHP030209	Omit Back Cushion	–

**A – SEDEO PRO Back Size**

€

**Back Cushion Width**

BW50	500 mm, For Effective Back Width 460 - 500 mm	–
BW54	540 mm, For Effective Back Width 500 - 540 mm	–
BW56	560 mm, For Effective Back Width 520 - 560 mm	–
BW61	610 mm, For Effective Back Width 560 - 610 mm	–
BW66	660 mm, For Effective Back Width 610 - 660 mm	–

**Back Cushion Height**

BH50	500 mm, For Effective Back Height 500 - 560 mm	–
BH56	560 mm, For Effective Back Height 560 - 620 mm	–

**A – SEDEO PRO Back Cushion **

€

SHP030109	SEDEO PRO, Back Cushion, Profiled	XXX,-
SHP030117	SEDEO PRO, Back Cushion, Flexible, Extra Deep Contour, Active, Adjustable Straps	XXX,-
	SEDEO PRO, Back Cushion, Adaptive (Choose B4Me Requirements Separately)	XXX,-

## Powered Seating

### A – SEDEO PRO Back Cushion Cover

€

SHP030108	Back Cushion Cover, Comfort	XXX,-
-----------	-----------------------------	-------

### B – JAY J3 Back Size

€

JAY030112	JAY J3 Back Size, 460 mm	XXX,-
JAY030113	JAY J3 Back Size, 510 mm	XXX,-

### B – JAY J3 Back, Mid Deep Contour

€

JAY030045	JAY J3 Back, Mid Deep Contour, Upper Thoracic, Short, 420 mm	XXX,-
JAY030042	JAY J3 Back, Mid Deep Contour, Upper Thoracic, Medium, 460 mm	XXX,-
JAY030046	JAY J3 Back, Mid Deep Contour, Upper Thoracic, Tall, 500 mm	XXX,-

### B – JAY J3 Back, Deep Contour

€

JAY030014	JAY J3 Back, Deep Contour, Upper Thoracic, Short, 420 mm	XXX,-
JAY030021	JAY J3 Back, Deep Contour, Upper Thoracic, Medium, 460 mm	XXX,-
JAY030027	JAY J3 Back, Deep Contour, Upper Thoracic, Tall, 500 mm	XXX,-

### Headrest Pad

€

SHP030430	SEDEO, Headrest Pad, Small, (LxH) 240 x 150 mm Only Use With SEDEO Headrest Mount	XXX,-
SHP030431	SEDEO, Headrest Pad, Small, With Cover, (LxH) 240 x 150 mm Only Use With SEDEO Headrest Mount	XXX,-
SHP030432	SEDEO, Headrest Pad, Flexible, (LxH) 400 x 110 mm Only Use With SEDEO Headrest Mount	XXX,-
WHT030401	Whitmyer, Headrest Pad, Plush, (LxH) 203 x 127 mm Only Use With Whitmyer Headrest Mount	XXX,-
WHT030402	Whitmyer, Headrest Pad, Plush, (LxH) 254 x 127 mm Only Use With Whitmyer Headrest Mount	XXX,-
WHT030403	Whitmyer, Headrest Pad, Plush, (LxH) 356 x 127 mm Only Use With Whitmyer Headrest Mount	XXX,-
WHT030404	Whitmyer, Headrest Pad, Adjust-A-Plush, Small, (LxH) 355 x 76 mm Only Use With Whitmyer Headrest Mount	XXX,-
WHT030406	Whitmyer, Headrest Pad, Adjust-A-Plush, Large, (LxH) 460 mm x 127 mm Only Use With Whitmyer Headrest Mount	XXX,-

### Headrest Mount Choose A Whitmyer Headrest Mount And Headrest Receiver In Case You Would Like To Add A Head Control In The Special Control

€

SHP030433	SEDEO, Headrest Mount	XXX,-
SHP030434	SEDEO, Headrest Mount, With Quick Release	XXX,-
WHT030407	Whitmyer, Headrest Mount, LINX	XXX,-
WHT030408	Whitmyer, Headrest Mount, LINX <sup>2</sup>	XXX,-
WHT030409	Whitmyer, Headrest Mount, AXYS	XXX,-
WHT030410	Whitmyer, Headrest Mount, AXYS, Offset	XXX,-
WHT030411	Whitmyer, Headrest Mount, COBRA XTRA Flip Back	XXX,-

### Headrest Receiver

€

SHP030119	Headrest Receiver, Back Cushion Mount Only With SHP030109 SEDEO PRO, Back Cushion, Profiled	XXX,-
SHP030120	Headrest Receiver, Backrest Frame Mount	XXX,-

### Push Handles

€

SHP030204	Push Handles, Height-Adjustable	XXX,-
-----------	---------------------------------	-------

### Seat Rail

€

SHP020131	Seat Rail, Long HD, For Seat Depth 460 - 560 mm	-
-----------	---	---

## Powered Seating

### Seat Cushion Type

€

#### SEDEO (See Section C)

SHP020027	SEDEO, Seat Cushion	–
-----------	---------------------	---

#### JAY (See Section D)

SHP020515	JAY, Seat Cushion	XXX,-
-----------	-------------------	-------

#### Omit (Select Seat Width And Depth in Section C)

SHP020110	Omit Seat Cushion	XXX,-
-----------	-------------------	-------

### C – SEDEO Seat Size

€

#### Seat Cushion Width

SW50	500 mm, For Effective Seat Width 460 - 500 mm	–
SW54	540 mm, For Effective Seat Width 500 - 540 mm	–
SW56	560 mm, For Effective Seat Width 520 - 560 mm	–
SW61	610 mm, For Effective Seat Width 560 - 610 mm	–
SW66	660 mm, For Effective Seat Width 610 - 660 mm	–

#### Seat Cushion Depth

SD46	460 mm, Comes With Cushion Size 500 mm	–
SD48	480 mm, Comes With Cushion Size 500 mm	–
SD50	500 mm, Comes With Cushion Size 500 mm	–
SD52	520 mm, Comes With Cushion Size 560 mm	–
SD54	540 mm, Comes With Cushion Size 560 mm	–
SD56	560 mm, Comes With Cushion Size 560 mm	–

### C– SEDEO Seat Cushions

€

SHP020073	SEDEO, Seat Cushion, Profiled, Height 70 mm	XXX
SHP020077	SEDEO, Seat Cushion, Form, Height 110 mm	XXX
	SEDEO, Seat Cushion, Adaptive (Choose B4Me Requirements Separately)	XXX

### C – SEDEO Seat Cushion Cover

€

SHP020518	Seat Cushion Cover, Incontinence Protection	XXX
-----------	---	-----

### C – SEDEO Seat Boards

€

SHP020082	SEDEO, Seat Board, Flat, Depth-Adjustable, Cushions Guide At Rear	XXX
-----------	---	-----

### D – JAY Seat Size

€

#### Seat Cushion Width

SW50	500 mm, Comes With Cushion Size 500 mm	–
SW52	520 mm, Comes With Cushion Size 500 mm	–
SW54	540 mm, Comes With Cushion Size 560 mm	–
SW56	560 mm, Comes With Cushion Size 560 mm	–
SW61	600 mm, Comes With Cushion Size 600 mm	–

#### Seat Cushion Depth

SD46	460 mm	–
SD48	480 mm	–
SD50	500 mm	–
SD52	520 mm	–
SD54	540 mm Only from Seat width 560 mm	–
SD56	560 mm Only from Seat width 560 mm	–

## Powered Seating

### D – JAY Seat Cushion

€

JAY020011	JAY Balance, Fluid, Microclimatic Cover, Until Seat Width 500 mm	XXX,-
JAY020013	JAY Balance, Fluid, Microclimatic Cover, From Seat Width 560 mm	XXX,-
JAY100001	JAY J2 Plus Cushion, Visco Foam, Microclimatic Cover, Until Seat Width 560 mm	XXX,-
JAY100003	JAY J2 Plus Cushion, Visco Foam, Microclimatic Cover, From Seat Width 600 mm	XXX,-

### Knee & Thigh Supports

€

SHP020342	Knee Support, Lateral, 120 x 120 mm, Swing Away, Right Not With SHP050173-175, Legrest, Swing Away, SHP050080 / SHP050172 SEDEO PRO, Hanger Receivers Only, SHP090122 Transfer Bar	XXX,-
SHP020341	Knee Support, Lateral, 120 x 120 mm, Swing Away, Left Not With SHP050173-175, Legrest, Swing Away, SHP050080 / SHP050172 SEDEO PRO, Hanger Receivers Only, SHP090122 Transfer Bar	XXX,-
SHP020113	Thigh Support, Lateral, Small, 120 x 120 mm, Removable, Right Not With Seat To Floor Height 415 mm, Not With SHP040035 Side Guard, Wedge Shaped, Padded	XXX,-
SHP020114	Thigh Support, Lateral, Small, 120 x 120 mm, Removable, Left Not With Seat To Floor Height 415 mm, Not With SHP040035 Side Guard, Wedge Shaped, Padded	XXX,-
SHP020121	Thigh Support, Lateral, Large, 180 x 120 mm, Removable, Right Not With Seat To Floor Height 415 mm, Not With SHP040035 Side Guard, Wedge Shaped, Padded	XXX,-
SHP020122	Thigh Support, Lateral, Large, 180 x 120 mm, Removable, Left Not With Seat To Floor Height 415 mm, Not With SHP040035 Side Guard, Wedge Shaped, Padded	XXX,-

### Armrest Types

€

SHP040019	Armrest, Single Post, Flip Back Not with Seat Height 415; Not with Seat height 440 AND 130004 Powered Tilt 0° - 30° / 130007 Powered Tilt 0° - 50°	-
SHP040021	Armrest, Single Post, Removable Not with Seat Height 415; Not with Seat height 440 AND 130004 Powered Tilt 0° - 30° / 130007 Powered Tilt 0° - 50°	XXX,-
SHP040070	Armrest, Reclining, Multi-Adjustable, Flip Back	XXX,-
SHP040065	Armrest, Reclining, Multi-Adjustable, Flip Back with extra support bracket	XXX,-

### Arm Pads

€

SHP040023	Arm Pad, Integral Foam, 300 mm, Right	XXX,-
SHP040024	Arm Pad, Integral Foam, 300 mm, Left	XXX,-
SHP040025	Arm Pad, Integral Foam, 400 mm, Right	-
SHP040026	Arm Pad, Integral Foam, 400 mm, Left	-
SHP040027	Arm Pad, Integral Foam, 450 mm, Right With SHP040019 Flip Back Armrest, Seat Width +20 mm	XXX,-
SHP040028	Arm Pad, Integral Foam, 450 mm, Left With SHP040019 Flip Back Armrest, Seat Width +20 mm	XXX,-
SHP040029	Omit Arm Pad, Right	XXX,-
SHP040030	Omit Arm Pad, Left	XXX,-

### Comfort Arm Pads

SHP040204	Arm Pad, Comfort, Padded, PU Coated, 400 mm, Right	XXX,-
SHP040203	Arm Pad, Comfort, Padded, PU Coated, 400 mm, Left	XXX,-

### Hemiplegia Arm Pads

SHP040031	Arm Pad, Hemiplegia, Integral Foam, Right Not With SHP110052 Joystick Mount, Right, SHP090110 Rear View Mirror, Right	XXX,-
SHP040032	Arm Pad, Hemiplegia, Integral Foam, Left Not With SHP110053 Joystick Mount, Left, SHP090118 Rear View Mirror, Left	XXX,-

### Side Guard Pads For Armrests

€

#### Side Guard Pads For Armrest, Single Post, Flip Back / Removable

SHP040033	Side Guard Not with SHP040070 Armrest, Reclining, Multi adjustable, Flip back; SHP040065 Armrest Reclining, Multi-Adjustable, Flip back with extra support bracket	XXX,-
SHP040034	Side Guard, Integral Foam Seat Width -20mm, Not with SHP040070 Armrest, Reclining, Multi adjustable, Flip back; SHP040065 Armrest Reclining, Multi-Adjustable, Flip back with extra support bracket	XXX,-
SHP040035	Side Guard, Wedge Shaped, Padded Seat Width -80 mm, Only With SHP040021 Armrest, Single Post, Removable	XXX,-

#### Side Guard Pads For Armrest, Reclining, Flip Back

SHP040036	Side Guard, Mounted On Seat Rail Bracket Only With SHP040070 Armrest, Reclining, Multi-Adjustable, Flip Back	XXX,-
-----------	---	-------

## Fixed Centre Mount Legrest €

SHP050140	Fixed Centre Mount Legrest In Combination With Tilt, Choose SHP050092 Calf Pad, Integral Foam, Pair	XXX,-
-----------	--	-------

### Footplates

SHP050072	Footplate, Dual, Height- And Angle-Adjustable, 260 x 150 mm	XXX,-
-----------	---	-------

### Pad Options

SHP050092	Calf Pad, Integral Foam, Pair	XXX,-
-----------	-------------------------------	-------

## Power Centre Mount Legrest €

SHP050076	Centre Mount Legrest, Powered, 90° - 180°, 175 mm Extension In Combination With Tilt, Choose SHP050092 Calf Pad, Integral Foam, Pair	XXX,-
-----------	---	-------

SHP050071	Centre Mount Legrest, Powered, 90° - 180°, 175 mm Extension, Footplate To Floor In Combination With Tilt, Choose SHP050092 Calf Pad, Integral Foam, Pair; Actuator Control & Lights Module R-net ISM-6L required	XXX,-
-----------	---	-------

### Footplates

SHP050072	Footplate, Dual, Height- And Angle-Adjustable, 260 x 150 mm	XXX,-
-----------	---	-------

SHP050073	Footplate, Dual, Height- And Angle-Adjustable, Large, 310 x 170 mm	XXX,-
-----------	--	-------

### Pad Options

SHP050092	Calf Pad, Integral Foam, Pair	XXX,-
-----------	-------------------------------	-------

## SEDEO PRO Swing Away Legrest €

SHP050173	SEDEO PRO, Legrest HD, 70°, Swing Away	XXX,-
-----------	--	-------

SHP050174	SEDEO PRO, Legrest HD, Manual Elevating, Swing Away	XXX,-
-----------	---	-------

SHP050175	SEDEO PRO, Legrest HD, Power Elevating, Swing Away	XXX,-
-----------	--	-------

SHP050000	Omit Legrest	XXX,-
-----------	--------------	-------

### Hanger Receivers

SHP050170	SEDEO PRO, Hanger Receivers, High, For Seat Cushion Thickness 70 mm And Higher	XXX,-
-----------	--	-------

SHP050171	SEDEO PRO, Hanger Receivers, Low, For Seat Cushion Thickness 50 mm And Lower	XXX,-
-----------	--	-------

SHP050080	SEDEO PRO, Hanger Receivers Only, High	XXX,-
-----------	--	-------

SHP050172	SEDEO PRO, Hanger Receivers Only, Low	XXX,-
-----------	---------------------------------------	-------

### Footplates

SHP050090	Footplate, For Seat Width 480 - 520 mm	XXX,-
-----------	--	-------

SHP050091	Footplate, For Seat Width 540 - 660 mm	XXX,-
-----------	--	-------

SHP050081	Footplates, Coupled Choose Also A Footplate; Only For SHP050173 SEDEO PRO, Legrest, 70°, Swing Away	XXX,-
-----------	--	-------

### Support Options

SHP050082	Calf Support, Integral Foam, Depth-Adjustable, Pair	XXX,-
-----------	---	-------

SHP050083	Calf Support, Padded, Depth-Adjustable, Pair	XXX,-
-----------	--	-------

SHP050084	Heel Loop	XXX,-
-----------	-----------	-------

SHP050085	Calf Strap Only For SHP050173 SEDEO PRO, Legrest, 70°, Swing Away	-
-----------	--	---

SHP050200	Knee Pad, Integral Foam	XXX,-
-----------	-------------------------	-------

### Amputee Support

SHP050142	Amputee Support, Integral Foam, Right	XXX,-
-----------	---------------------------------------	-------

SHP050143	Amputee Support, Integral Foam, Left	XXX,-
-----------	--------------------------------------	-------

SHP050013	Amputee Support, Padded, Right Extra On A Set Of Swing Away Legrests, Attached Lose	XXX,-
-----------	--	-------

SHP050014	Amputee Support, Padded, Left Extra On A Set Of Swing Away Legrests, Attached Lose	XXX,-
-----------	---	-------



## Positioning Supports & Accessories €

SHP090128	Positioning Belt, Carseat Buckle, Short, 50 mm x 1700 mm	–
SHP090129	Positioning Belt, Carseat Buckle, Long, 50 mm x 2700 mm	XXX,-
SHP090110	Rear View Mirror, Right	XXX,-
SHP090118	Rear View Mirror, Left	XXX,-
SHP090009	Crutch Holder Not With SHP030215 Powered Recline, 90° - 130°	XXX,-
SHP090119	Brackets For Bag On Backrest Frame Not With SHP030215 Powered Recline, 90° - 130°	XXX,-
SHP090120	Bag For Armrest Not With SHP040070 Armrest, Reclining, Multi-Adjustable, Flip Back and SHP040065 Armrest Reclining, Multi-Adjustable, Flip back with extra support bracket	XXX,-
SHP090122	Transfer Bar Not With SHP020342/SHP020341 Knee Support, Lateral, Swing Away, Right/Left & SHP050173/SHP050174/ SHP050175 SEDEO PRO, Legrest, Swing Away & SHP050080/SHP050172 SEDEO PRO, Hanger Receivers Only	XXX,-
SHP030605	Abduction Pommel Not With (Power) Centre Mount Legrests	XXX,-

## Joystick / Electronics €

### Remote Joystick – R-Net €

SHP110015	Remote Joystick, R-Net, LED, Actuators	–
SHP110016	Remote Joystick, R-Net, LED, Actuators And Lights	–
SHP110017	Remote Joystick, R-Net, Colour LCD	–
SHP110018	Remote Joystick, R-Net, Colour LCD, Heavy Duty	XXX,-
SHP110013	Remote Joystick, R-Net, High Resolution Colour LCD, Advanced, Infrared Control Included	XXX,-
SHP110023	Remote Joystick, R-Net, High Resolution Colour LCD, Advanced, Infrared And Bluetooth Control Included	XXX,-
SHP110019	Omit Remote Joystick, R-Net	XXX,-

### Joystick Mounting €

SHP110050	Joystick Mounting, Fixed	–
SHP110056	Joystick Mounting, Parallel, Swing Away, Capsulated	XXX,-

### Joystick Mounting Location €

SHP110052	Joystick Mounting Location, Right	–
SHP110053	Joystick Mounting Location, Left	–

### Display Language Selection €

SHP119000	German	SHP119004	Portuguese	SHP119009	Swedish	SHP119013	Slovak
SHP119001	English	SHP119005	Italian	SHP119010	Greek	SHP119014	Polish
SHP119002	French	SHP119006	Dutch	SHP119011	Finnish	SHP119015	Danish
SHP119003	Spanish	SHP119008	Norwegian	SHP119012	Czech		

## Joystick / Electronics

### Joystick Knobs (Optional)

€

SHP090505	Joystick Knob, Golf Ball, Ø 42 mm	XXX,-
SHP090506	Joystick Knob, T-Bar, 82 mm Wide	XXX,-
SHP090507	Joystick Knob, Soft Ball, Ø 70 mm	XXX,-
SHP090508	Joystick Knob, Ball, Ø 35 mm	XXX,-
SHP090045	Joystick Knob, Allround, Ball Ø 48 mm	XXX,-
SHP090509	Joystick Knob, Chin Cup, Ø 37 mm	XXX,-
SHP090512	Joystick Knob, Stick, 80 x 15 mm	XXX,-
SHP090511	Joystick Knob, Mushroom, Ø 45 mm	XXX,-

### Electronic Programmers – R-Net

€

SHP090066	PC Programmer With Dongle, R-Net	XXX,-
SHP090176	Wireless Programmer - WI-FI Dongle	XXX,-

### Power Module – R-Net

€

SHP110003	Power Module, R-Net, 90 A	XXX,-
-----------	---------------------------	-------

### Seating / Lighting Module Control – R-Net

€

SHP110032	Actuator Control & Lights Module, R-Net, ISM-6L	XXX,-
-----------	---	-------

### Attendant Controls

€

SHP110021	Attendant Control, Dual	XXX,-
SHP110020	Joystick Mounted As Attendant Control Choose Also A Remote Joystick	XXX,-

#### Attendant Mounting Location

SHP110025	Attendant Mounting Location, Right	–
SHP110026	Attendant Mounting Location, Left	–

### #1 Ctrl+5 Switch Box Options

€

SHP110043	#1 Ctrl+5 Switch Box With Free Assignable Functions If combined with attendant controll, Ctr/+5 will be mounted to the armrest	XXX,-
-----------	---	-------

#### #1 Ctrl+5 Switch Box Mounting Location

SHP110180	#1 Ctrl+5 Switch Box Mounting Location, Behind Joystick	–
SHP110181	#1 Ctrl+5 Switch Box Mounting Location, Opposite Joystick	–

#### #1 Ctrl+5 Switch Type

SHP110175	#1 Ctrl+5 Switch Type With Push Buttons	–
SHP110176	#1 Ctrl+5 Switch Type With Toggle Switches	–

## Special Controls

### OMNI2 Input Control Module – R-Net Choose OMNI2 Mount And Input Device in Sections Below And Choose Switches in Section E €

SHP110116	OMNI2 Input Control Module, R-Net, Bluetooth, Infrared Remote Full VGA Display With Infrared, Separate Input Box With Bluetooth, USB Charger And Speaker	XXX,-
SHP110117	OMNI2 Input Control Module, R-Net, Scanning Mode, Bluetooth, Infrared Remote Full VGA Display With Infrared, Separate Input Box With Bluetooth, USB Charger And Speaker	XXX,-
SHP110118	OMNI2 Input Control Module, R-Net, Scanning Mode, Traction Control System (GYRO Technology), Bluetooth, Infrared Remote Full VGA Display With Infrared, Separate Input Box With Bluetooth, USB Charger And Speaker	XXX,-
SHP110008	Programming Service Not Discountable	XXX,-

### OMNI2 Module Mount If Used With Standard Joystick Selection, It Must Be Mounted Opposite Side €

SHP110119	OMNI2 Module, Fixed Mount, Right	–
SHP110120	OMNI2 Module, Fixed Mount, Left	–
SHP110123	OMNI2 Module, Swing Away Mount, Right Not With SHP090110 Rear View Mirror Right	XXX,-
SHP110124	OMNI2 Module, Swing Away Mount, Left Not With SHP090118 Rear View Mirror Left	XXX,-

### Hand Control For Switch Selection See Section E €

#### Proportional Input Devices

SHP110301	Hand Control, Switch-It MicroGuide	XXX,-
SHP110302	Hand Control, Switch-It MicroPilot	XXX,-
SHP110304	Hand Control, Switch-It VersaGuide	XXX,-
SHP110305	Hand Control, Switch-It VersaGuide EZ Not With SHP090512 Joystick Knob, Stick, 80 x 15 mm, SHP090511 Joystick Knob, Mushroom, Ø 45 mm, SHP090506 Joystick Knob, T-Bar, 82 mm Wide	XXX,-
SHP110306	Hand Control, Allround Joystick	XXX,-
SHP110307	Hand Control, Allround Joystick Light Only Use With Default Joystick Knob Or Joystick Knob, Allround, Ball Ø 48 mm	XXX,-
SHP110308	Hand Control, Allround Joystick Heavy Duty	XXX,-
SHP110309	Hand Control, Allround Joystick, R-Net Bus Enabled OMNI2 Module Not Required, Obligated To Have Master R-Net Module	XXX,-
SHP110310	Hand Control, Allround Joystick Light, R-Net Bus Enabled Only Use With Default Joystick Knob Or Joystick Knob, Allround, Ball Ø 48 mm; OMNI2 Module Not Required, Obligated To Have Master R-Net Module	XXX,-
SHP110311	Hand Control, Allround Joystick Heavy Duty, R-Net Bus Enabled OMNI2 Module Not Required, Obligated To Have Master R-Net Module	XXX,-

#### Proportional Input Devices, Price Inclusive OMNI2 Module And Traction Control System (GYRO Technology)

OMNI2 Module Incl. Remote Full VGA Display With Infrared, Separate Input Box With Bluetooth, USB Charger And Speaker

SHP110044	Hand Control, Switch-It MicroGuide	XXX,-
SHP110045	Hand Control, Switch-It MicroPilot	XXX,-
SHP110047	Hand Control, Switch-It VersaGuide	XXX,-
SHP110048	Hand Control, Switch-It VersaGuide EZ Not With SHP090512 Joystick Knob, Stick, 80 x 15 mm, SHP090511 Joystick Knob, Mushroom, Ø 45 mm, SHP090506 Joystick Knob, T-Bar, 82 mm Wide	XXX,-
SHP110049	Hand Control, Allround Joystick	XXX,-
SHP110059	Hand Control, Allround Joystick Light Only Use With Default Joystick Knob Or Joystick Knob, Allround, Ball Ø 48 mm	XXX,-
SHP110060	Hand Control, Allround Joystick Heavy Duty	XXX,-

### Hand Control Mounting Platforms €

SHP110342	Hand Control Mounting, Link-It To The Space Disk, Hand Tray Only For Micro Series Joysticks	XXX,-
-----------	--	-------

#### Hand Control Mounting

SHP110350	Hand Control Mounting, Link-It To The Armrest, Fixed	XXX,-
SHP110353	Hand Control Mounting, Link-It To The Armrest, Swing Away	XXX,-

#### Hand Control Mounting Location

SHP110362	Hand Control Mounting Location, Right	XXX,-
SHP110361	Hand Control Mounting Location, Left	XXX,-

**Head Control** For Switch Selection See Section E. Choose A Whitmyer Headrest Mount On Previous Pages 

€

**Proportional Input Devices**

SHP110370	Head Control, Switch-It Dual Pro, 3-Way Proportional, Facial Pads	XXX,-
SHP110371	Head Control, Switch-It Dual Pro, 3-Way Proportional Head Array, Spot Pads	XXX,-
<b>Proportional Input Devices, Price Inclusive OMNI2 Module And Traction Control System (GYRO Technology)</b>		
OMNI2 Module Incl. Remote Full VGA Display With Infrared, Separate Input Box With Bluetooth, USB Charger And Speaker		
SHP110061	Head Control, Switch-It Dual Pro, Proportional Head Array, Facial Pads	XXX,-
SHP110062	Head Control, Switch-It Dual Pro, Proportional Head Array, Spot Pads	XXX,-

**Chin Control** 

€

**Proportional Input Devices**

SHP110470	Chin Control, Switch-It MicroGuide	XXX,-
SHP110471	Chin Control, Switch-It MicroPilot	XXX,-
SHP110472	Chin Control, Switch-It VersaGuide	XXX,-
SHP110473	Chin Control, Switch-It VersaGuide EZ	XXX,-
SHP110474	Chin Control, Allround Joystick	XXX,-
SHP110475	Chin Control, Allround Joystick Light Only Use With Default Joystick Knob Or Joystick Knob, Allround, Ball Ø 48 mm	XXX,-
SHP110476	Chin Control, Allround Joystick, R-Net Bus Enabled OMNI2 Module Not Required, Obligated To Have Master R-Net Module	XXX,-
SHP110477	Chin Control, Allround Joystick Light, R-Net Bus Enabled OMNI2 Module Not Required, Obligated To Have Master R-Net Module; Only Use With Default Joystick Knob Or Joystick Knob, Allround, Ball Ø 48 mm	XXX,-

**Proportional Input Devices, Price Inclusive OMNI2 Module And Traction Control System (GYRO Technology)**

OMNI2 Module Incl. Remote Full VGA Display With Infrared, Separate Input Box With Bluetooth, USB Charger And Speaker

SHP110070	Chin Control, Switch-It MicroGuide	XXX,-
SHP110071	Chin Control, Switch-It MicroPilot	XXX,-
SHP110072	Chin Control, Switch-It VersaGuide	XXX,-
SHP110073	Chin Control, Switch-It VersaGuide EZ	XXX,-
SHP110074	Chin Control, Allround Joystick	XXX,-
SHP110075	Chin Control, Allround Joystick Light Only Use With Default Joystick Knob Or Joystick Knob, Allround, Ball Ø 48 mm	XXX,-

**Chin Control Mounting** 

SHP110480	Chin Control Mounting, Link-It To Chin Harness, Small If You Need Switches Mounted On The Harness, You Can Only Use Allround Joystick	XXX,-
SHP110483	Chin Control Mounting, Link-It To Manual Chin Boom, Backrest Mount, Right	XXX,-
SHP110484	Chin Control Mounting, Link-It To Manual Chin Boom, Backrest Mount, Left	XXX,-
SHP110485	Chin Control Mounting, Link-It To Power Chin Boom, Backrest Mount, Right	XXX,-
SHP110486	Chin Control Mounting, Link-It To Power Chin Boom, Backrest Mount, Left	XXX,-
SHP110487	Chin Control Mounting, Link-It To Headrest, Swing Away, Left	XXX,-
SHP110488	Chin Control Mounting, Link-It To Headrest, Swing Away, Right	XXX,-

**Link-It Extension Kit**

SHP110590	Link-It Extension Kit, Base Module, 100 mm Extension Tube, 5 Cable Clips	XXX,-
SHP110591	Link-It Extension Kit, Base Module, 150 mm Extension Tube, 5 Cable Clips	XXX,-

**Sip 'N Puff** For Switch Selection See Section E

€

SHP110510	Sip 'N Puff With Link-It Hardware, Swing Away Mount To The Headrest Headrest To Be Selected	XXX,-
<b>Sip 'N Puff, Price Inclusive OMNI2 Module And Traction Control System (GYRO Technology)</b>		
OMNI2 Module Incl. Remote Full VGA Display With Infrared, Separate Input Box With Bluetooth, USB Charger And Speaker		
SHP110076	Sip 'N Puff With Link-It Hardware, Swing Away Mount To The Headrest Headrest To Be Selected	XXX,-

## Special Controls

**E – Switches** Select 1 Switch And Mounting Position Accordingly. For A Second Switch Please Use #2 Switch; Selection Part. Single Function For Special Input Devices  €

### #1 Switch Selection

SHP110611	#1 Single Switch, Ø 64 mm, Black	XXX,-
SHP110612	#1 Single Switch, Ø 64 mm, Red	XXX,-
SHP110613	#1 Single Switch, Ø 64 mm, Green	XXX,-
SHP110523	#1 Egg Switch – Black	XXX,-
SHP110524	#1 MicroLite Switch – Black	XXX,-
SHP110651	#1 Single Switch, Ø 30 mm, Black	XXX,-
SHP110654	#1 Single Switch, Ø 30 mm, Blue	XXX,-
SHP110653	#1 Single Switch, Ø 30 mm, Green	XXX,-
SHP110652	#1 Single Switch, Ø 30 mm, Red	XXX,-
SHP110655	#1 Single Switch, Ø 30 mm, Yellow	XXX,-
SHP110534	#1 Twister Switch – Black	XXX,-
SHP110535	#1 Twister Switch – Green	XXX,-
SHP110536	#1 Twister Switch – Red	XXX,-

### #1 Switch Mounting

SHP110560	#1 Switch Mounting, Link-It To The Hand Control <i>Not With HD Allround Joystick Or Space Disk Mount</i>	XXX,-
SHP110566	#1 Switch Mounting, Link-It To The Armrest (Opposite Site As The Hand Control) <i>Armrest Rail Mount</i>	XXX,-
SHP110561	#1 Switch Mounting, Link-It To The Headrest	XXX,-
SHP110563	#1 Switch Mounting, Link-It To The Seat Rail <i>Operated By Knee, If Two Switches Selected, One Mounted On The Right Side, One On The Left</i>	XXX,-
SHP110565	#1 Switch Mounting, Link-It To Chin Boom <i>No Left / Right Switch Selection Required</i>	XXX,-
SHP110569	#1 Omit Switch Mounting <i>Switches Attached Lose</i>	XXX,-

### #1 Switch Mounting Location


SHP110572	#1 Switch Mounting Location, Right	XXX,-
SHP110571	#1 Switch Mounting Location, Left	XXX,-

### #1 Satellite Switches Only For Allround Joystick, Maximum 2 Selectable

SHP110537	#1 Satellite Switch – Black	XXX,-
SHP110538	#1 Satellite Switch – Green	XXX,-
SHP110539	#1 Satellite Switch – Red	XXX,-

### #2 Switch Selection

SHP110631	#2 Single Switch, Ø 64 mm, Black	XXX,-
SHP110632	#2 Single Switch, Ø 64 mm, Red	XXX,-
SHP110633	#2 Single Switch, Ø 64 mm, Green	XXX,-
SHP110088	#2 Egg Switch – Black	XXX,-
SHP110089	#2 MicroLite Switch – Black	XXX,-
SHP110671	#2 Single Switch, Ø 30 mm, Black	XXX,-
SHP110674	#2 Single Switch, Ø 30 mm, Blue	XXX,-
SHP110673	#2 Single Switch, Ø 30 mm, Green	XXX,-
SHP110672	#2 Single Switch, Ø 30 mm, Red	XXX,-
SHP110675	#2 Single Switch, Ø 30 mm, Yellow	XXX,-
SHP110095	#2 Twister Switch – Black	XXX,-
SHP110096	#2 Twister Switch – Green	XXX,-
SHP110097	#2 Twister Switch – Red	XXX,-

<b>#2 Switch Mounting</b> 		
SHP110098	#2 Switch Mounting, Link-It To The Hand Control Not With HD Allround Joystick Or Space Disk Mount	XXX,-
SHP110099	#2 Switch Mounting, Link-It To The Armrest (Opposite Site As The Hand Control) Armrest Rail Mount	XXX,-
SHP110100	#2 Switch Mounting, Link-It To The Headrest	XXX,-
SHP110104	#2 Switch Mounting, Link-It To The Seat Rail Knee, If 2 Switches Selected Only Left And Right Mount	XXX,-
SHP110105	#2 Switch Mounting, Link-It To Chin Boom No Left / Right Switch Selection Required	XXX,-
SHP110106	#2 Omit Switch Mounting Switches Attached Lose	XXX,-
<b>#2 Switch Mounting Location</b>		
SHP110108	#2 Switch Mounting Location, Right	XXX,-
SHP110107	#2 Switch Mounting Location, Left	XXX,-
<b>#2 Satellite Switches</b> Only For Allround Joystick, Maximum 2 Selectable		
SHP110111	#2 Satellite Switch – Black	XXX,-
SHP110112	#2 Satellite Switch – Green	XXX,-
SHP110113	#2 Satellite Switch – Red	XXX,-
<b>Multi-Function Switches</b> Used In Combination With Assignable Button Programming		
SHP110550	Mini 2 Button (Stereo Plug) Attached Lose, When Ordered. No Link-It Fixation Possible	XXX,-
SHP110551	Mini 2 Button (Dual Mono Plug) Attached Lose, When Ordered. No Link-It Fixation Possible	XXX,-
SHP110552	Mini 4 Button InLine (DB9 Connector) Attached Lose, When Ordered. No Link-It Fixation Possible	XXX,-
SHP110554	4-Way Toggle Switched Joystick	XXX,-
<b>Accessories</b>		
SHP110580	Mono Extension Cable (3.5 mm Jack Socket) (2 m)	XXX,-
SHP110581	Stereo Extension Cable (3.5 mm Jack Socket) (2 m)	XXX,-
SHP110582	Extension Cable DB9 (1 m)	XXX,-
SHP110583	Y-Cable, 2 Female Mono To 1 Male Stereo	XXX,-
<b>Safety Devices</b>		€
SHP090147	Remote Stop Switch (30 m Activation Range, Fit Via OBC Port)	XXX,-

**Shroud Colours Q700 M**

◀ **BACK**



// SHP100577

**LED Lights & Chargers**

◀ **BACK**



// SHP110201



// SHP110201



// SHP160104

**SEDEO PRO Back Cushions**

◀ **BACK**



// SHP030109



// SHP030117

**JAY J3 Back**

◀ **BACK**



150 mm / 180 mm



// JAY030045



150 mm / 180 mm



// JAY030014

## Headrest Pads & Headrest Mounts

[← BACK](#)

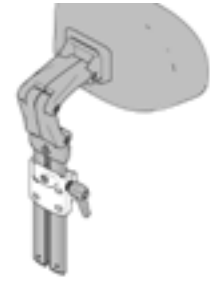

// SHP030430 &amp; SEP030431



// WHT030401-WH030403



// WHT030404-WHT030406



// SHP030433



// WHT030407



// WHT030408



// WHT030409



// WHT030410



// WHT030411

## SEDEO Seat Cushions

[← BACK](#)


// SHP020073



// SHP020077

## JAY Seat Cushion

[← BACK](#)


// JAY020011



## Armrest Types & Arm Pads

[◀ BACK](#)


// SHP040019



// SHP040021



// SHP040065



// SHP040027



// SHP040023



// SHP040204



// SEP040070

## Fixed Centre Mount Legrest & Centre Mount Legrest

[◀ BACK](#)
// SHP050140 // SHP050076  
// SHP050071

## Remote Joystick – R-Net & Joystick Mounting

[◀ BACK](#)


// SHP110017



// SHP110013



// SHP110018



// SHP110056

## Joystick Knobs

◀ BACK



// SHP090505



// SHP090045



// SHP090507



// SHP090508



// SHP090509



// SHP090512



// SHP090511



// SHP090506

## Electronic Programmers – R-Net

◀ BACK



// SHP090066



// SHP090064

## Attendant Controls

◀ BACK



// SHP110021

## #1 Ctrl+5- Switch Box Options &amp; OMNI2 Input Control Module – R-Net

◀ BACK



// SHP110175



// SHP110176



// SHP110116

## Head Control

◀ BACK



// SHP110370 // SHP110371

## Chin Control &amp; Hand Control

◀ BACK



// SHP110470 // SHP110301



// SHP110471 // SHP110302

// SHP110472 // SHP110473  
// SHP110304 // SHP110305// SHP110306 - SHP110309  
// SHP110474 - SHP110477// SHP110475 // SHP110477  
// SHP110307 // SHP110310

## Switches

◀ BACK

// SHP110651 - SHP110655  
// SHP110671 - SHP110675

// SHP110523



// SHP110524

// SHP110611 - SHP110613  
// SHP110631 - SHP110633

// SHP110537 - SHP110539



// SHP110534 - SHP110536



// SHP110551



// SHP110552

Switch Mounting

◀ BACK



// SHP110526 // SHP110566



// SHP110566 // SHP110526  
// SHP110529



// SHP110560 // SHP110572  
// SHP110013 // SHP110056  
// SHP110529 // SHP110526



// SHP110563

Hand Control Mounting

◀ BACK



// SHP110353 // SHP110302  
// SHP110362



// SHP110353 // SHP110302  
// SHP110362 // SHP110342



// SHP110302



// SHP110353 // SHP110361  
// SHP110524 // SHP110526  
// SHP110560



// SHP110353 // SHP110306  
// SHP110362 // SHP110538  
// SHP110539

Chin Control Mounting

◀ BACK



// SHP110480 // SHP110470  
// SHP110471



// SHP110483 // SHP110484



// SHP110483 // SHP110484



// SHP110485 // SHP110486



// SHP110485 // SHP110474



// SHP110487 // SHP110471 // SHP110526 // SHP110529  
// SHP110561 // SHP110572 // SHP110571



// SHP110487 // SHP110474

## Comments For Adaption



## Q700 M HD

€

<b>Base Price</b>	<b>00,000.00</b>
Total Of Additional Equipment	
Packaging And Transport	
Exclusive VAT	
VAT	
<b>Total Price</b>	

Date

Signature

Day      Month      Year

**Sunrise Medical GmbH**

Kahlbachring 2-4  
 D-69254 Malsch/HD  
 Phone: +49 (0) 72 53 / 9 80-0  
 Fax: +49 (0) 72 53 / 9 80-222  
 E-Mail: [export@sunrisemedical.de](mailto:export@sunrisemedical.de)  
[www.SunriseMedical.eu](http://www.SunriseMedical.eu)