



Life

OF_Life_EU-Template_2025-01-15

Invoice to:
Name:
Street:
Town: Postal code:
E-Mail:
Tel: Fax:

Deliver to:
Name:
Street:
Town: Postal code:
E-Mail:
Tel: Fax:

Order date:
Purchase order:
Number required:



Marked for:
Sunrise order no:

☐ Order ☐ Calculation ☐ Built 4 me

• = Standard ☐ = Cost option
○ = No cost option

Reimbursement code:
Art. no.: 07200100 / 07200101 IC

Max. user weight: 140 kg
USER WEIGHT kg
Mandatory information to ensure correct configuration

Base Price

CLIENT MEASUREMENTS (all measurements without cushion)

SEAT WIDTH SELECTION - measured from outside frame tube to outside frame tube (mm)

360	380	400	420	440	460	480	500	520	540
<input type="radio"/>	<input type="radio"/>	<input type="radio"/>	<input type="radio"/>	<input type="radio"/>	<input type="radio"/>	<input type="radio"/>	<input type="radio"/>	<input type="radio"/>	<input type="radio"/>

SEAT DEPTH SELECTION - measured in mm

360	380	400	420	440	460	480	500
<input type="radio"/>	<input type="radio"/>	<input type="radio"/>	<input type="radio"/>	<input type="radio"/>	<input type="radio"/>	<input type="radio"/>	<input type="radio"/>
Short Frame			Medium Frame		Long Frame		

FRONT SEAT HEIGHT SELECTION: in dependance of front castors and frame versions

		Front seat height in mm													
		Fork Type (mm)													
Front castor	4"	Hemi Version	<input type="checkbox"/>	<input type="checkbox"/>											
		Aluminium (131 mm)			<input type="radio"/>	<input type="radio"/>	<input type="radio"/>	<input type="radio"/>	<input type="radio"/>	<input type="radio"/>					
		Aluminium (158 mm)					<input type="radio"/>	<input type="radio"/>	<input type="radio"/>	<input type="radio"/>	<input type="radio"/>	<input type="radio"/>			
	5"	Hemi Version	<input type="checkbox"/>	<input type="checkbox"/>	<input type="checkbox"/>	<input type="checkbox"/>									
		Aluminium (131 mm)			<input type="radio"/>	<input type="radio"/>	<input type="radio"/>	<input type="radio"/>	<input type="radio"/>	<input type="radio"/>	<input type="radio"/>	<input type="radio"/>			
		Aluminium (158 mm)				<input type="radio"/>	<input type="radio"/>	<input type="radio"/>	<input type="radio"/>	<input type="radio"/>	<input type="radio"/>	<input type="radio"/>	<input type="radio"/>		
	6"	Hemi Version			<input type="checkbox"/>	<input type="checkbox"/>	<input type="checkbox"/>								
		Aluminium (158 mm)					<input type="radio"/>	<input type="radio"/>	<input type="radio"/>	<input type="radio"/>	<input type="radio"/>	<input type="radio"/>	<input type="radio"/>	<input type="radio"/>	
	7"	Aluminium (158 mm)							<input type="radio"/>	<input type="radio"/>	<input type="radio"/>	<input type="radio"/>	<input type="radio"/>	<input type="radio"/>	<input type="radio"/>

Hemi version only with SA frame

REAR SEAT HEIGHT SELECTION: in dependance of rear wheel size

Rear seat height in mm													
Rear wheels	400	410	420	430	440	450	460	470	480	490	500	510	
22"	<input type="radio"/>	<input type="radio"/>		<input type="radio"/>	<input type="radio"/>		<input type="radio"/>	<input type="radio"/>	<input type="radio"/>				
24"				<input type="radio"/>	<input type="radio"/>		<input type="radio"/>	<input type="radio"/>	<input type="radio"/>	<input type="radio"/>	<input type="radio"/>		
25"				<input type="radio"/>	<input type="radio"/>	<input type="radio"/>	<input type="radio"/>		<input type="radio"/>	<input type="radio"/>	<input type="radio"/>	<input type="radio"/>	

The rear seat height can only be between 0 mm and 110 mm below the selected front seat height.

(1) not with 5" soft caster

For more information
www.SunriseMedical.eu
© Sunrise Medical 2025

Please follow this measuring method:

The following method is recommended on the basis of extensive practical experience. Deviations are possible in individual instances.

Seat width (SW):

- a) For the user: Allow space between sideguard and hip on each side of the chair
(approx. 10 - 20 mm altogether)
- b) On the wheelchair: From outside frame tube to outside frame tube.

Seat depth (SD):

- a) For the user: When sitting upright: leave space for 2 - 3 fingers between
front edge of the seat upholstery and back of knee.
(approx. 30 - 60 mm). Care must be taken with adj. upholstery.
- b) On the wheelchair: From back tube to front of seat upholstery.

Front seat height:

- a) For the user: When sitting with 90° kneeangle:
From back of knee to bottom of shoe sole.
- b) On the wheelchair: From front of seat tube to the ground.
(min. 30 mm longer than user measurement)
Remember to include the cushion height.

Rear seat height:

- b) On the wheelchair: From back of seat tube to the ground.
Note: Max. seat height difference rear to front is 130 mm

Back height:

- a) For the user: From the seat, including cushion, to be no more than 10 - 20 mm below the lower shoulder blade.
- b) On the wheelchair: From back of seat tube to upper edge of backrest upholstery.
Note: The user's ability to sit upright has a major influence on the
back height and it can therefore differ considerably

Back angle:

Important: The back height depends on the degree of disability.
0° is the angle 90° to the ground. Negative angles are < 90°
and positive angles are > 90°.

Quickie Life

● = Standard ○ = No cost option □ = Cost option

€

SEAT UPHOLSTERY AND CUSHIONS

Seat Slings

LFE020014	○	Seat sling, nylon, 1 utility bag	
LFE020000	○	Without seat sling	

Seat cushion, cover with zipper, black

LFE020101	□	Seat cushion, foam (medium-soft), cover with zipper, black, 30 mm	
LFE020102	□	Seat cushion, foam (medium-soft), cover with zipper, black, 50 mm	

Jay Cushion - for complete Jay product range see Jay order forms

JAY020002	□	JAY Basic	
JAY020003	□	JAY Soft Combi P	
JAY020001	□	JAY Easy Visco C	
JAY020007	□	JAY Easy Fluid	
JAY020004	□	JAY LITE	

Seat accessories

LFE090018	□	Lap belt with buckle, metal	
-----------	---	-----------------------------	--

BACKREST

Backrest height range	250-300	300-350	350-400	400-450	450 - 500
Back height set at (mm)	○ 250	○ 300	○ 350	○ 400	○ 450
	○ 275	○ 325	○ 375	○ 425	○ 475
	○ 300	○ 350	○ 400	○ 450	○ 500

LFE030010	○	Backrest, fixed (90°)	
LFE030101	□	Backrest, half-folding (to the back)	(from back height 450 mm-475 mm)
LFE030031	□	Backrest, fold-down (to the front) (4)	(from back height 300 mm-475 mm)
LFE030012	□	Backrest, angle-adjustable	(not with BH 500 mm)
	○ 78°	○ 82°	○ 86°
	○ 90°	○ 94°	○ 98°
			○ 102°

Push handles

LFE030201	○	Push handles long	
LFE030203	□	Push handles, fold-down (1)(5)	(only from back height 300 mm; from 350 mm with angle adj back, not with JAY Shape)
LFE030204	□	Push handles, height-adjustable (1) (2)	(only from back height 300 mm)
LFE030205	□	Push handles, height-adjustable for Jay backs (1), (2)	(only from back height 300 mm)
LFE030200	○	Without push handles (1), (2), (5)	
FMG3217		FMG Pushhandles long (+30mm) for attendee (not with height adj pushhandles)	

Backrest upholstery (black)

LFE030316	○	EXO Backrest sling, synthetic fibre, padded, adjustable, 1 accessory bag, black (EXO Evo version)	
		Colour, binding tape: ○ Orange ○ Orange ○ Silver ○ Red ○ Blue	
LFE030317	□	EXO PRO Backrest sling, padded, adjustable, breathable, spacer fabric, 1 accessory bag, black (EXO Evo version)	
		Colour, binding tape: ○ Orange ○ Orange ○ Silver ○ Red ○ Blue	
LFE030000	○	Without backrest upholstery	

Jay Shape

JAY080001	□	JAY SHAPE Back	(SW 360-500 mm, from BH 375 mm, from RSH 440 mm)
JAY080011	□	JAY SHAPE Lateral supports 10x12 (Pair)	(not in combination with backrest fold down to the front)
JAY080010	□	JAY SHAPE Lateral supports 15x15 (Pair)	(not in combination with backrest fold down to the front)

Backrest accessories

LFE030402	□	Stabilising bar, automatic folding (1)	
LFE030410	□	Headrest, tall height, depth and angle-adjustable, 230 x 110 mm	(1) (2) (3)
LFE030411	□	Headrest, medium height, depth&angle-adjustable, 200x110 mm	(1) (2) (3)

(1): Not in combination with backrest, half-folding (to the back), R20

(2): Not in combination backrest backrest, fold-down (to the front), R20

(3): Only with push handles height adjustable (LFE030204, LFE030205)

(4): Backheight 350-425 mm with pushhandles fold down; 300-375 mm with push handles long

(5): Not in combination with R20

For more information
visit our webpage
www.SunriseMedical.eu

© Sunrise Medical 2025

SEAT UPHOLSTERY AND CUSHIONS



Seat cushion, cover with zipper, black




Lap belt with buckle, metal



Jay Basic
(picture shown without upholstery)



Jay Soft Combi P
(picture shown without upholstery)



Jay Easy Visco
(picture shown without upholstery)



Jay Easy Fluid
(picture shown without upholstery)



Jay Lite

BACKREST



Angle adjustable back
-12° to 12°



Backrest, Half Folding



Backrest, fold down (to the front)



Push handles long



Fold down push




Height adjustable
push handles



EXO
backrest sling (EXO
Evo version)



EXO PRO
backrest sling
(EXO Evo version)



Autofolding
Stabilizer Bar

Quickie Life			
● = Standard	○ = No cost option	□ = Cost option	€
JAY BACKS plus ACCESSORIES (max . user weight 136 kg)			
JAY J3 Back - Shallow Contour			
Mid Thoracic:	□ JAY030010	Medium 340mm	□ JAY030033 Tall 380mm
Upper Thoracic:	□ JAY030012 Short 420mm	□ JAY030019 Medium 460mm	□ JAY030025 Tall 500mm
Shoulder Height:	□ JAY030015 Short 530mm	□ JAY030022 Medium 570mm	□ JAY030028 Tall 610mm
JAY J3 Back - Mid Contour			
Mid Thoracic:	□ JAY030011	Medium - 340 mm	□ JAY030018 Tall - 380 mm
Upper Thoracic:	□ JAY030013 Short - 420 mm	□ JAY030020 Medium - 460 mm	□ JAY030026 Tall - 500 mm
Shoulder Height:	□ JAY030016 Short - 530 mm	□ JAY030023 Medium - 570 mm	□ JAY030029 Tall - 610 mm
JAY J3 Back - Mid Deep Contour (150 mm contour depth)			
Mid Thoracic:	□ JAY030044	Medium - 340 mm	□ JAY030041 Tall 380mm
Upper Thoracic:	□ JAY030045 Short - 420 mm	□ JAY030042 Medium 460mm	□ JAY030046 Tall - 500 mm
Shoulder Height:	□ JAY030043 Short 530mm	□ JAY030047 Medium - 570 mm	□ JAY030048 Tall - 610 mm
JAY J3 Back - Mid Deep Contour (Extra Deep, 180 mm contour depth)			
Mid Thoracic:			□ JAY030049 Tall - 380 mm
Upper Thoracic:	□ JAY030050	Medium - 570 mm	
JAY J3 Back - Deep Contour			
Upper Thoracic:	□ JAY030014 Short 420mm	□ JAY030021 Medium 460mm	□ JAY030027 Tall 500mm
Shoulder Height:	□ JAY030017 Short 530mm	□ JAY030024 Medium 570mm	□ JAY030030 Tall 610mm
WHT030415	□ Whitmyer Headrest, COBRA XTRA, flip back	(only with JAY J3 backs)	
WHT030416	□ Whitmyer Headrest, AXYS, Standard	(only with JAY J3 backs)	
ARMREST AND SIDEGUARDS			
Armrest			
LFE040050	□ Single post height adjustable amrest (not in combination with sideguards; only with 0° and 1° camber)		
LFE040051	○ Single-post sideguard, armpad (250 mm), height-adjustable, removable		
LFE040052	○ Single-post sideguard, armpad (360 mm), height-adjustable, removable		
LFE040052	□ Single-post sideguard, armpad (330 mm), depth adjustable, tool height-adjustable, removable		
Desk armrest with long and short pad (1)			
LFE040005	□ Desk sideguard, flip-up, removable		
LFE040144	□ Armpad for hemiplegic XL (length: 540 mm, width: 135 mm), left		
LFE040145	□ Armpad for hemiplegic XL (length: 540 mm, width: 135 mm), right		
LFE040146	□ Armpad for hemiplegic (length: 460 mm, width: 105 mm), left		
LFE040147	□ Armpad for hemiplegic (length: 460 mm, width: 105 mm), right		
LFE040001	□ Desk sideguard, armpad (250 mm), fixed, flip-up, removable		
LFE040144	□ Armpad for hemiplegic XL (length: 540 mm, width: 135 mm), left		
LFE040145	□ Armpad for hemiplegic XL (length: 540 mm, width: 135 mm), right		
LFE040146	□ Armpad for hemiplegic (length: 460 mm, width: 105 mm), left		
LFE040147	□ Armpad for hemiplegic (length: 460 mm, width: 105 mm), right		
LFE040003	□ Desk sideguard, armpad (310 mm), fixed, flip-up, removable		
LFE040144	□ Armpad for hemiplegic XL (length: 540 mm, width: 135 mm), left		
LFE040145	□ Armpad for hemiplegic XL (length: 540 mm, width: 135 mm), right		
LFE040146	□ Armpad for hemiplegic (length: 460 mm, width: 105 mm), left		
LFE040147	□ Armpad for hemiplegic (length: 460 mm, width: 105 mm), right		
LFE040002	□ Desk sideguard, armpad (250 mm), height-adjustable, flip-up, removable		
LFE040004	□ Desk sideguard, armpad (310 mm), height-adjustable, flip-up, removable		
LFE040020	□ Release assistance for tetraplegics		
Sideguards (not in combination with armrest)			
LFE040107	□ Sideguard, composite, removable, 210 mm high (310 mm long), black		
LFE040102	□ Sideguard, aluminium , cold weather protection (in frame colour) (effective seat width is sw +20 mm)		
LFE040103	□ Sideguard, aluminium , fender, cold weather protection (in frame colour) (effective seat width is sw +20 mm)		
LFE040104	□ Sideguard, carbon fibre, fender, cold weather protection (black) (effective seat width is sw +20 mm)		
TRAYS			
Slide on tray			
LFE090011	□ Tray, push-fit, SB 380-480 mm (SW 380 mm to 480 mm)		
Swing away tray			
LFE090012	□ Tray, swing-away (to the side), SW 340 - 600 mm, left-mount (only with desk armrest height adjustable)		
LFE090013	□ Tray, swing-away (to the side), SW 340 - 600 mm, right-mount (only with desk armrest height adjustable)		
FRAME			
LFE010010	○ Frame FF 75 ° (integrated footrest)		
LFE010011	□ Frame FF 85 ° (integrated footrest)		
LFE010016	□ Frame FF 85 ° (integrated footrest), inset (20 mm on each side), active		
LFE010015	□ Frame SA (removable footrest)		
LFE090102	□ With crash test option		
(1): Not in combination with Half folding back < BH 400mm. Only in combination with 0° & 1° wheel camber; Fold down backrest only from BH 400 mm			
			For more information www.SunriseMedical.eu © Sunrise Medical 2025

JAY J3 Backs

JAY J3 Back
Shallow Contour




JAY J3 Back
Mid Contour



JAY J3 Back
Mid Deep Contour



JAY J3 Back
Deep Contour



ARMREST AND SIDEGUARDS



Single post height
adjustable armrest



Single-post sideguard,
depth adjustable, tool
height-adjustable



Sideguard composite
detachable



Sideguard carbon with
fender



Sideguard alu with fender



Desk armrest,
height adjustable, short armpad (25cm)



Desk armrest,
fixed height, short armpad (25cm)



Desk armrest
without armpad

Frame



Life SA



Life FF 85°



Life FF 75°



Frame FF 85°
(integrated footrest),
inset (20 mm on each)

Quickie Life			€
● = Standard ○ = No cost option □ = Cost option			
CENTER OF GRAVITY (COG) measured from front of back post; choose only one option			
COG23	○ Centre of gravity 23 mm		
COG43	○ Centre of gravity 43mm		
COG63	○ Centre of gravity 63mm		
COG83	○ Centre of gravity 83mm		
FRAME ACCESSORIES			
LFE090010	□ Transit wheels	(Not with crutch holder, tip assist and anti tip)	
Tip assist (step tube) & Crutch holder (choose either tip assist or anti- tip tubes, not both)			
LFE090001	□ Tip assist, left		
LFE090002	□ Tip assist, right		
LFE090003	□ Tip assist, pair		
LFE090009	□ Crutch holder, loop	(only in combination with tip assist)	
Anti-tip tubes, swing-away (choose either tip assist or anti- tip tubes, not both)			
LFE090004	□ Anti-tip tubes, swing-away, left		
LFE090005	□ Anti-tip tubes, swing-away, right		
LFE090006	□ Anti-tip tubes, swing-away, pair		
LFE090036	□ Anti-tip tubes, aluminium, lightweight, swing-away (forwards), pair	(not with tip assist, max. user weight: 100 kg)	
PREPARATION FOR ATTITUDE ADD-ON BIKE - ONLY WITH FF-FRAME			
LFE090211	□ Preparation for ATTITUDE, w/o ATTITUDE order	(docking pins assembled)	
LFE090212	○ Preparation for ATTITUDE, with ATTITUDE order	(docking pins assembled; ATTITUDE order separately)	
EMPULSE R20			
EMO000203	□ Empulse R20 added		
EMO000204	□ Empulse R20 mounted		
EMPULSE F55 BUNDLING			
EMO000101	○ With F55 order, not mounted to the wheelchair	(Please use separate OF to order the F55, Not with 22")	
EMO000102	○ With F55 order, mounted to the wheelchair	(Please use separate OF to order the F55, Not with 22")	
Germany only	EMO000210	○ StVZO Kit incl. Attachment and TÜV approval	(only in combination with EMO000102 F55 mounted to the wheelchair, not discountable)
EMPULSE F35 BUNDLING			
EMO000301	○ With F35 order, not mounted to the wheelchair	(Please use separate OF to order the F35, Not with 22")	
EMO000302	○ With F35 order, mounted to the wheelchair	(Please use separate OF to order the F35, Not with 22")	
EMPULSE R90 BUNDLING			
EMO000401	○ With R90 order, not mounted to the wheelchair	(Please use separate OF to order the R90.)	
EMO000402	○ With R90 order, mounted to the wheelchair	(Please use separate OF to order the R90.)	
HANGERS & FOOTPLATES			
Aluminum hanger			
LFE050002	○ Hanger angle 70°		
LFE050001	○ Hanger angle 80°		
LFE050041	○ Hanger angle 90°	(not with 6", 7" castor)	
LFE050006	□ Hanger, aluminium, swing-away, LH	LFE050007	□ Hanger, aluminium, swing-away, RH
pick both	□ Hanger, aluminium, swing-away, Pair		
Composite hanger			
LFE050002	○ Hanger angle 70°		
LFE050001	○ Hanger angle 80°		
LFE050003	□ Hanger, composit, swing-away, LH	LFE050004	□ Hanger, composit, swing-away, RH
pick both	□ Hanger, composit, swing-away, Pair		
Elevating Legrest (ELR)			
LFE050009	□ Hanger, aluminium, flip-up (0° - 90°), swing-away, LH	(1)	
LFE050010	□ Hanger, aluminium, flip-up (0° - 90°), swing-away, RH	(1)	
pick both	Hanger, aluminium, flip-up (0° - 90°), swing-away, Pair	(1)	(only from SW 38)
Amputee Support Pad			
LFE050014	□ Amputee support, left		
LFE050013	□ Amputee support, right		
LFE050012	□ Amputee support, pair		
Footplate			
LFE050020	○ Footboard, divided, composit, angle-adjustable, flip-up (sideways), heel loop, black	(pair)	
LFE050050	□ Footboard, divided, aluminum, angle-adjustable, flip-up (sideways), heel loop, black	(from LLL 360 mm)	
LFE050102	□ Footboard, platform, aluminum, angle-adjustable, flip-up (sideways), heel loop, black	(2)	
LFE050126	□ Swing-away mechanism for platform footboard	(from LLL 380 mm)	
LFE050062	□ Locking system, platform footplate, aluminium		
Platform footrest, angle adjustable (only up to seat width 500 mm)			
LFE050131	□ Footboard, platform, lightweight, composite, angle & depth-adj. flip up (sideways), calf strap, black		
LFE050132	□ Footboard, platform, lightweight, carbon fibre, angle & depth-adj. flip up (sideways), calf strap, black		
LFE050127	□ Adjustable side protection, to create a side-stop on the footboard	(only in combination with Platform)	
Autofolding (only up to seat width 500 mm)			
LFE050028	□ Footboard, platform, lightweight, composite, auto-folding, angle & depth-adj., calf strap, black	(2)	
LFE050027	□ Footboard, platform, lightweight, carbon fibre, auto-folding, angle & depth-adj., calf strap, black	(2)	
(1): Not in combination with platform & autofolding footplate			Fore more information www.SunriseMedical.eu © Sunrise Medical 2025
(2): Not in combination with ELR and SA frame			

FRAME ACCESSORIES



Transit wheels



Tip assist



Crutch holder



Anti-tip swing away

FRAME ACCESSORIES



Aluminum hanger, 90°



Composite hanger 70°/80°



Elevating legrest



Amputee Support Pad



Platform footplate lightweight angle & depth adjustable composite flip up



Footboard platform, lightweight, carbon fibre, auto folding



Divided footplate composite



Divided footplate aluminum



Platform, angle and depth adjustable; flip up, aluminium with locking system

F55 BUNDLING - NOGO MATRIX FOR Swing Away with 24" REAR WHEELS

COG	Seat Depth						
	380	400	420	440	460	480	500
23	✓	✓	✓	✓	✓	✓	✓
43	✓	✓	✓	✓	✓	✓	✓
63	X	✓	✓	✓	✓	✓	✓
83	X	X	✓	✓	✓	✓	✓

F55 BUNDLING - NOGO MATRIX FOR Fixed Front with 24" REAR WHEELS

COG	Seat Depth						
	380	400	420	440	460	480	500
23	X	✓	✓	✓	✓	✓	✓
43	X	X	✓	✓	✓	✓	✓
63	X	X	X	✓	✓	✓	✓
83	X	X	X	X	✓	✓	✓

F35 BUNDLING - NOGO MATRIX FOR Swing Away with 24" REAR WHEELS

COG	Seat Depth						
	380	400	420	440	460	480	500
23	✓	✓	✓	✓	✓	✓	✓
43	✓	✓	✓	✓	✓	✓	✓
63	X	✓	✓	✓	✓	✓	✓
83	X	X	✓	✓	✓	✓	✓

F35 BUNDLING - NOGO MATRIX FOR Fixed Front with 24" REAR WHEELS

COG	Seat Depth						
	380	400	420	440	460	480	500
23	X	✓	✓	✓	✓	✓	✓
43	X	X	✓	✓	✓	✓	✓
63	X	X	X	✓	✓	✓	✓
83	X	X	X	X	✓	✓	✓

Quickie Life

● = Standard ○ = No cost option □ = Cost option

€

LOWER LEG LENGTH - LLL in mm (Attention: LLL has to be 25 mm lower than seat height front)			
<div><div><div><div><input type="radio"/> #</div><div><input type="radio"/> 350</div></div><div><div><input type="radio"/> 360</div><div><input type="radio"/> 370</div></div><div><div><input type="radio"/> 380</div><div><input type="radio"/> 390</div></div></div><div><div><input type="radio"/> #</div><div><input type="radio"/> 410</div></div><div><div><input type="radio"/> 420</div><div><input type="radio"/> 430</div></div><div><div><input type="radio"/> 440</div><div><input type="radio"/> 450</div></div></div> <div><div><input type="radio"/> #</div><div><input type="radio"/> 470</div></div> <div><div><input type="radio"/> 480</div><div><input type="radio"/> 490</div></div> <div><div><input type="radio"/> 500</div></div>			

FORKS



Fork Aluminium,
black, orange & silver



Expansion kit, designed for
hemiplegic users

REAR WHEELS



Universal cross-spoked



Design wheel



Lightweight wheel



Spinergy wheel, 18 spokes



Drum brake wheel

Bild one arm drive einfügen

TYRES



Right Run Tyre



Solid Tyre



Marathon Plus
Evolution



Supergrip



Max Grepp




Ellipse 3R Handrim

Quickie Life			
● = Standard		○ = No cost option	□ = Cost option
			€
SPOKE GUARDS (not with spinergy wheels, not with 25", not with mountainbike wheel)			
LFE070831	<input type="checkbox"/> Transparent		
	LFE070806 <input type="checkbox"/> Chrome		
LFE070822	<input type="checkbox"/> Pool	LFE070820 <input type="checkbox"/> Oriental	
LFE070811	<input type="checkbox"/> Feather	LFE070817 <input type="checkbox"/> Hot Wheels	LFE070802 <input type="checkbox"/> Basketball
LFE070814	<input type="checkbox"/> Graffiti	LFE070827 <input type="checkbox"/> Silk	
LFE070828	<input type="checkbox"/> Space	LFE070812 <input type="checkbox"/> Flying Water	LFE070803 <input type="checkbox"/> Basketball 2
WHEEL LOCKS (choose only one option)			
LFE060001	<input type="radio"/> Standard brake		
LFE060002	<input type="checkbox"/> Knee-lever brake		
LFE060010	<input type="checkbox"/> Brake lever extension, knee-lever brake, fold-down		
LFE060023	<input type="checkbox"/> Compact brake EVO		
LFE060015	<input type="checkbox"/> Push to lock brake, one-arm, left actuation		
LFE060016	<input type="checkbox"/> Push to lock brake, one-arm, right actuation		
ACCESSORIES			
LFE090000	<input type="radio"/> Tool kit		
LFE090025	<input type="checkbox"/> Air pump		
LFE090024	<input type="checkbox"/> High pressure pump (0 - 11 bar)		
LFE090030	<input type="checkbox"/> Back pack		
LFE090026	<input type="checkbox"/> Mobile phone pocket		
COLOURS ⁽¹⁾ Please consult our colour catalogue to review your colour choice			
	Frame	Handrim	Hub/rim
02 Brilliant Silver	<input type="radio"/>	<input type="checkbox"/>	
03 Silver Matt	<input type="checkbox"/>	<input type="checkbox"/>	
06 Sun Yellow	<input type="checkbox"/>	<input type="checkbox"/>	
14 Blue	<input type="checkbox"/>	<input type="checkbox"/>	<input type="checkbox"/>
15 Brilliant Marine	<input type="checkbox"/>	<input type="checkbox"/>	
16 Matt Marine	<input type="radio"/>	<input type="checkbox"/>	
19 Brilliant Purple	<input type="checkbox"/>	<input type="checkbox"/>	
21 Red Ruby	<input type="checkbox"/>	<input type="checkbox"/>	
22 Brilliant Red	<input type="checkbox"/>	<input type="checkbox"/>	<input type="checkbox"/>
23 Matt Red	<input type="radio"/>	<input type="checkbox"/>	<input type="checkbox"/>
24 Tutti Frutti Orange	<input type="checkbox"/>	<input type="checkbox"/>	
27 Graphitemetallic	<input type="checkbox"/>	<input type="checkbox"/>	
29 Black	<input type="radio"/>	<input type="checkbox"/>	<input type="checkbox"/>
31 Matt Black	<input type="checkbox"/>	<input type="checkbox"/>	<input type="checkbox"/>
32 Signal White	<input type="checkbox"/>	<input type="checkbox"/>	
33 Pink	<input type="checkbox"/>	<input type="checkbox"/>	
34 Dark Chocolate Metallic	<input type="radio"/>	<input type="checkbox"/>	
35 Skyblue	<input type="checkbox"/>	<input type="checkbox"/>	
36 Cyan-Metallic	<input type="radio"/>	<input type="checkbox"/>	
37 Marsred (Orange)	<input type="radio"/>	<input type="checkbox"/>	
40 Kiwi	<input type="checkbox"/>	<input type="checkbox"/>	
41 Flamingo-Glitter	<input type="checkbox"/>	<input type="checkbox"/>	
42 Matt-Anthracite	<input type="radio"/>	<input type="checkbox"/>	
46 Mamba Green (new)			
STICKER COLOURS			
LFE100550	<input type="radio"/> Sticker colour - black		
LFE100551	<input type="radio"/> Sticker colour - silver		
ANODIZED COLOUR AXLE PLATE (not with one-hand operation)			
LFE100580	<input type="radio"/> Axle plate anodized, black		
LFE100581	<input type="checkbox"/> Axle plate anodized, silver		
LFE100582	<input type="checkbox"/> Axle plate anodized, orange		
24 " LIGHT WEIGHT WHEEL COLOURS			
	<input type="radio"/> Black		
LFE100336	<input type="checkbox"/> Anodized, orange		
LFE100337	<input type="checkbox"/> Anodized, blue		
LFE100338	<input type="checkbox"/> Anodized, red		
(1) Handrim: only with handrim colour powder coated; Hub/rim: only for universal wheel 22" or 24"		For more information www.SunriseMedical.com © Sunrise Medical 2025	


WHEEL LOCKS



Knee lever wheel lock



Brake lever extension



One arm wheel lock



Standard brake

ACCESSORIES



Back pack



High pressure pump



Air pump



Mobile phone pocket

ANODIZED COLOUR AXLE PLATE



Axle plate
anodized, orange



Axle plate
anodized, silver



Axle plate
anodized, black

24 " LIGHT WEIGHT WHEEL COLOURS



Lightweight wheel, anodized orange



Lightweight wheel, anodized blue



Lightweight wheel, anodized red

COMMENTS FOR SPECIAL BUILD



Quickie Life - Basic Price

Option price €
Packaging and transport	
Exclusive VAT	
VAT.	
Total Price €

(1) Handrim: only with handrim colour powder coated; Hub/rim: only for universal wheel

Sunrise Medical Customer Service

Address:

Tel.

Fax.

E-mail:

E-commerce:

Website:

For more information

visit our webpage

www.SunriseMedical.com

© Sunrise Medical 2025