

# **QUICKIE Q300 M Mini**

**Kids & Teens seating**

# INTRODUCTION

---

- Product Overview & Key Features
  - Drive Base
  - Seating
  - Options
- Summary



# QUICKIE POWER RANGE

---



## Q300 M - Series Family

- **Q300 M Mini:** Ultra Compact for Indoors – No Compromise on outdoor performance
- **Q300 M Mini (Teens):** Exceptional drive performance for growing children and smaller adults
- **Zippie Q300 M Mini (Kids):** One of the narrowest pediatric power chairs on the market

# QUICKIE POWER RANGE

---



## Q-Series Family Range Benefits

- **One modular power chair family**
- **Simple to prescribe and match product to clinical need**
- **The most efficient power chair fleet on the market**

## Complete the Q-Series Family by offering the Zippie Salsa Kids and Teens Seating onto the Q300 M Mini Base

### Q300 M MINI

---

#### TEENS ADJUSTABLE SEATING SYSTEM

Packed with all the growth adjustability and features of the Kids version, the Q300 M Mini Teens stretches to an extended seat depth range of **360 - 500 mm**. Ideal for growing teenagers who require a narrow seat width, but greater adjustments to seat depth over time.



# Goals

---

- Integrate the existing Zippie Kids and Teens Seating System (proven components and technology) onto the new Q300 M Base
- Integrate Q-Series Options & Accessories where appropriate (Project related, fleet compatibility)
- Introduce kid friendly options from other ZIPPPIE/QUICKIE products (Improve clinical application)
- **Complete Q-Series power chair family**



# Q300M-MINI DRIVE BASE

---

## Application for Paediatrics & Teens

### 52cm narrow Ultra Compact Base:

- One of the most compact power chair for paediatric
- Appropriate chair and seat size
- See more of the child, less of the chair



# Q300M-MINI DRIVE BASE

## Application for Paediatrics & Teens

### MWD for most intuitive for 1<sup>st</sup> time driving

- Child positioned in the centre of the chassis
- Turns where you point the joystick
- Most intuitive driving for 1<sup>st</sup> time users





# Q300M-MINI DRIVE BASE

---

## Application for Paediatrics & Teens

### Confidence for outdoor use

- Proven stability up to adults
- MWD drive positioning provides the best traction (performance)
- 70 mm (3") kerb climbing
- Improved transition capability (softer suspension spring)
- Improved Outdoor Comfort (softer suspension spring)



# SEATING - TECHNICAL IMPROVEMENTS

---

- **Seat Sizes**
- **Sideguards**
- **Backrest**
- **Arm pad**
- **Capsulated s/a joystick mount**
- **Legrest**



# Q300 M MINI Kids/Teens SEATING

## One Base: 2 Seating Systems



**Zippie Kids Seat**

**Tried & Tested:** Kids & Teens Seating System

**Adaptable:** Grows with the child

**Modular:** Identical Base with Kids, Teens & Adults

**Customizable:** Seat shell adaptation and integration




**Teens Seat**

# Q300 M MINI Kids/Teens SEATING

## Multi Adjustable Seating System

### Same Technology as existing Kids & Teens Seat

- Multi Adjustable
- Steel Seat Pan with defined fixation area for fixing custom shells and seat adapters
- 25mm (1") Incremental Adjustment



# Q300 M MINI Kids/Teens SEATING


## Multi Adjustable Seating System

### Kids Seat:

- Seat Width: 280 mm (11") – 400 mm (16")
- Seat Depth: 260 mm (10") – 400 mm (16")

### Teens Seat:

- Seat Width: 280 mm (11") – 400 mm (16")
- Seat Depth: 360 mm (14") – 500 mm (20")



## Seat Width & Seat Depth

### Kids & Teens Seating:

- 25 mm (1") Smaller Seat Width available from 280 mm (11") on Kids and Teens Seat
- 50 mm (2") Shorter Seat Depth available from 260 mm (10") on Kids Seat from 360 mm (14") on Teens Seat



## Seat Lift function with C-Me functionality

### Kids & Teens Seating:

- Standard lift creep speed at 20 mm lift height 1,5 kph
- Optional C-Me creep speed at 4,8 kph when lifted.
- Pure programmable feature, no hardware change required



## Sideguard Options

### Short (In-rig) Sideguard



- Kids sideguard used today
- In-rigged by 25 mm (1") to achieve 280 mm (11") SW

### Tall Sideguard



- Tall sideguard used on the adult seat
- Taller to retain cushions and provide thigh support



## Arm pad Options – Teens seat only

- Integrating Q-Series std. armrest for **Teens** seating to improve fleet compatibility
- Offer a more comfortable & durable **Teens** standard option



## Options - NEW Kids / Teens Friendly Capsulated Joystick

- Q-Series fleet compatibility
- Optional capsulated joystick mount
- 3 locking positions
- Mounted mid line for clients with limited hand mobility
- Swing in/swing out allowing clients to get as close to work surfaces as possible



## Headrest Options

- NEW SEDEO Headrest – greater client support & positioning
- NEW WHITMYER Headrest – size appropriate for more precise positioning & support



## SEDEO LITE Kids Backrest

- NEW Kids **Deep Contour** Comfort Backrest
- Developed from customer feedback for greater lateral supportive backrest
- Provides comfort foam for client comfort
- Tension adjustable straps to accommodate different postures



## Legrest Options

### Customer Feedback:

- Foot positioning for paediatric clients is key
- Need a better high mount option for custom moulded seating
- Zippie Salsa M2 Mini had limited footplate option

### Q300 M Mini Kids & Teens Footplate range

- Broader range of legrest and footplate options
- Fleet friendly + clinically specific options
- **New Super adjustable Z-Finity Options**



# SEATING - TECHNICAL IMPROVEMENTS



## Legrest Options

### Lomax Uni 80° Legrests

- Fleet Friendly and low cost
- Appropriate for Teens Seating
- Easy to replace / refurb for clients frequently damaging hangers
- **Fixed or Angle adjustable footplate Option**



## Legrest Options

### Quickie Life Family Swing Away Legrest

- 70° and 80° hanger option (90° kids seat only)
- Swing in / swing out
- Durable and robust
- Wide range of footplate options



## Legrest Options

### Center mount legrests

- Easy to adjust
- Separated footplates, multi-adjustable
- Durable and robust
- Flip up
- Height adjustable calf pads





## Footplate Option Example

**Aluminium Flip Up Footplate:**

**Depth and angle adjustable**



# SEATING - TECHNICAL IMPROVEMENTS



## Footplate Options

Our most adjustable footplate

Angle – Height - Depth

Infinite adjustment – Infinite options

2 clamp length, 90 and 121 mm



# SEATING - TECHNICAL IMPROVEMENTS



## New Paediatric Legrest Range



\* Kids seat only

# DRIVE BASE COLOURS

---

## Options - NEW Kid / Teen Friendly Shroud Colours

- 4 shroud Designs & colours – Q300 M Mini
- Provide a smoother transition/acceptance into a powerchair for the user and parents



# DRIVE BASE COLOURS

---

## Options - NEW Kid / Teen Friendly Shroud Colours

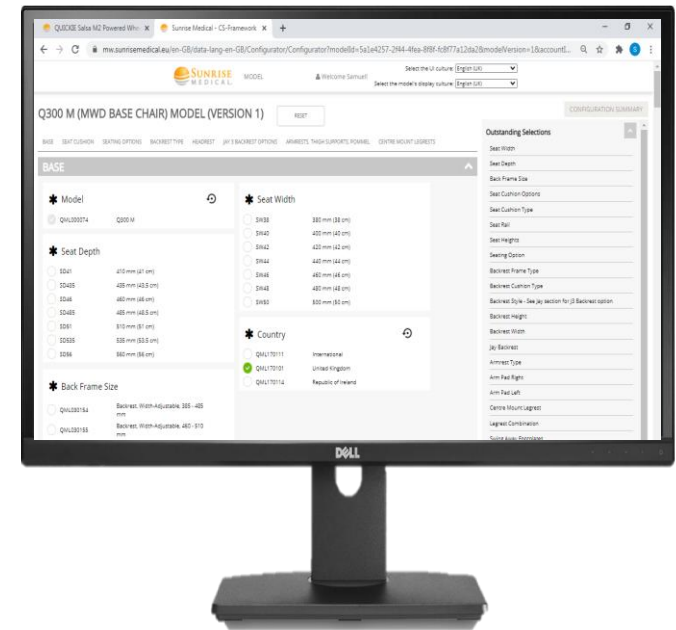
- 12 New Shroud Designs & Colours
- Provide a smoother transition/acceptance into a powerchair for the user and parents



# Q300 M MINI KIDS & TEENS

## Online Configurator

- Kids & Teens Seating available to configure online
- Check all no go's before processing
- Quicker processing vs. manual order form



# SUMMARY

---

## Design Objective

Complete the Q-Series Family **by Integrating the Zippie Salsa Kids and Teens Seating onto the Q300 M Mini Base**

## Product Summary

- **Improved Q300 M Mini Drive Base**
- **Proven Kids & Teens Multi Adjustable Seat**



# SUMMARY

---

## Product Summary

- **Improved Q300 M Mini Drive Base**
- **Proven Kids & Teens Multi Adjustable Seat**
- **Improvements:**
  - Range of seat sizes
  - New SEDEO LITE Deep Contoured Backrest option
  - Capsulated s/a Joystick Mount
  - Z-Finity Legrest Option
  - Q-Series Headrest Options

