

IBIS

NUAGE PLS SERIES



RevB.:06/2021

ORDER FORM

The product picture shown may deviate from the base configuration.

Invoice address or customer number:

Customer number:

Name:

Street:

Town: Postal code:

Country:

E-mail:

Tel:

Delivery address:

☐ Deliver to Invoice address

Customer number:

Name:

Street:

Town: Postal code:

Country:

E-mail:

Tel:

Order information

☐ Order ☐ Calculation ☐ Built-4-Me

Order date:

Your reference:

Reimbursement code:

Revision 1.0, valid from 01-11-2016

ORDER FORM ID 0415

User weight:

Max. user weight: 160 kg

User weight: kg

Base price €

Customer Service: customerservice@sunrisemedical.nl

The base configuration below is indicated with 'basic'. If an alternative option is required please mark clearly by ticking the associated box.

THE CODES WHICH ARE MENTIONED BEHIND THE OPTIONS, ARE NOT ARTICLE NUMBERS. ALWAYS USE THESE CODES IN COMBINATION WITH THE ORDER FORM ID NUMBER MENTIONED ABOVE.


BASE FRAME

		option ID	Price
	<input type="checkbox"/> 1	SEDEO PRO SEAT FRAME Sedeo Pro seat frame with seat shell backrest frame (frame only, no backrest cushion will be supplied)	Y01651 Basic
	<input type="checkbox"/>	SEAT SHELL HEIGHT 200 MM	
	<input type="checkbox"/>	Nuage PLS, complete, SW 370 - 550 mm / SD 440 - 550 mm	Y01615 Basic
	<input type="checkbox"/>	Nuage PLS Active, complete, SW 370 - 550 mm / SD 440 - 550 mm	Y01616
	<input type="checkbox"/>	Nuage PLS Active XS, complete, SW 250 - 380 mm / SD 350 - 450 mm	Y01617
	<input type="checkbox"/>	Width adjustment 300 - 400 mm	Y01666
	<input type="checkbox"/>	Width adjustment 400 - 500 mm (not i.c.w. Nuage PLS Active XS)	Y01667 Basic
	<input type="checkbox"/>	Width adjustment 500+ mm (not i.c.w. Nuage PLS Active XS)	Y01668
	<input type="checkbox"/>	Low seat post for SH 320 - 425 mm	Y00586
	<input type="checkbox"/>	High seat post for SH 365 - 470 mm	Y00587 Basic



BASE FRAME - CONTINUED

			option ID	Price
		SEAT HEIGHT EXCL. STANDARD CUSHION		
		320 mm	Y00575	
		335 mm	Y00576	
		350 mm	Y00577	
		365 mm	Y00578	
		380 mm	Y00579	
		395 mm	Y00580	
		410 mm	Y00581	
		425 mm	Y00582	Basic
		440 mm	Y00583	
		455 mm	Y00584	
		470 mm	Y00183	
		7" air front wheels	Y00114	
		7" solid front wheels	Y00113	Basic
	2	Axle position middle 2	Y00084	
	2	Axle position middle 3	Y00085	Basic
	2	Axle position rear 4	Y00086	
		12,5" air rear wheels	Y00134	Basic
		12,5" solid rear wheels	Y00135	
	3	Push brakes (not i.c.w. PowerSupport)	Y00088	
	4	Coupled footbrake (drumbrakes) frame on 420 mm for SW 420, 460 or 500 mm	Y00092	Basic
	4	Coupled footbrake for SW 540 mm (i.c.w. PowerSupport or SW > 540 mm, only as adaption)	Y00093	

POWER ASSIST

			option ID	Price
	1	PowerSupport 12,5" (total width will be 90 mm more) attendant control and batteries included (only i.c.w. axle position 4 and limited tilt in space angle i.c.w. SH < 425 mm), choose also charger, maximum user weight 125 kg	Y00117	





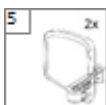


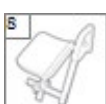
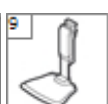


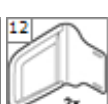
ADJUSTMENTS & LIGHTING

			option ID	Price
	1	Gas spring tilt adjustment till user weight 125 kg	Y01512	Basic
	1	Gas spring tilt adjustment for user weight 90 to 160 kg	Y01513	
	2	Minimize tilt adjustment with 6°	Y00402	
	2	Minimize tilt adjustment with 12°	Y00403	
	2	Minimize tilt adjustment with 18°	Y00404	

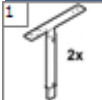



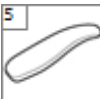
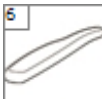
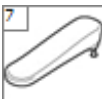
SEAT CUSHIONS

			option ID	Price
		NUAGE PLS SERIE SEAT CUSHIONS		
		Nuage PLS series contour cushion	Y01618	
		Nuage PLS series terry cover	Y01672	
		Nuage PLS series bamboo terry cover	Y01619	
		Nuage PLS series spaghetti stuffing (per kilo)	Y01634	


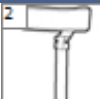
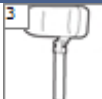
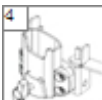

LEGRESTS

			option ID	Price
	1	Standard legrests (only i.c.w. Nuage PLS legrest mounting bracket)	Y01198	
	2	Manually elevating legrests (only i.c.w. Nuage PLS legrest mounting bracket), choose also calf plate	Y01199	
		Mounting bracket only, no legrests	Y01477	
		LEGREST ACCESSORIES		
		Widened footplate for SW 500 mm	Y01655	
		Widened footplate for SW 540 mm	Y01656	
	3	Calf strap (only i.c.w. standard legrests)	Y01202	
	4	Heel straps	Y01203	
	5	Depth adjustable calf support, PU, set	Y01204	
	6	Upholstered calf support, set (only i.c.w. Depth adjustable calf support, PU, set)	Y01658	
	7	Knee pads	Y01205	
	8	Amputation support, right (only i.c.w. Nuage PLS legrest mounting bracket)	Y01208	
	8	Amputation support, left (only i.c.w. Nuage PLS legrest mounting bracket)	Y01207	
		CENTRAL LEGRESTS (not i.c.w. legrest set or legrest accessories)		
	9	Central legrest	Y01209	
	10	Manually elevating central legrest with length compensation, SH = or > 420 mm	Y01210	Basic
		Central legrest gas spring (i.c.w. Ibis Sedeo Pro)	Y01670	
		Central legrest gas spring 50 mm shorter (i.c.w. Ibis Sedeo Pro)	Y01671	
		Omit central legrest	Y01211	
		CENTRAL LEGREST ACCESSORIES		
	11	Central calf support (not i.c.w. Nuage PLS)	Y01212	Basic
	12	Central calf support with side support (not i.c.w. Nuage PLS)	Y01213	
		Omit central calf support (not i.c.w. Nuage PLS or Nuage PLS Active)	Y01214	
		Nuage PLS serie central calf support (only i.c.w. Nuage PLS Active or Active XS)	Y01636	
		Nuage PLS serie footplate	Y01620	
		Nuage PLS serie footplate small	Y01621	
		Nuage PLS legrest mounting bracket	Y01647	



ARMRESTS

			option ID	Price
			1 Removable armrests	Y01215
			2 Removable armrests with quick-lock	Y01216 Basic
			3 Widened armrests (only i.c.w. removable armrests with quick-lock) for SW 520 - 680 mm, choose also coupled footbrake for SW 540 mm	Y01218 Basic
			4 Raised armrests +100 mm (only i.c.w. removable armrests with quick-lock)	Y01504 Basic
			5 Armrest pad 400 mm, right	Y01221 Basic
			5 Armrest pad 400 mm, left	Y01220 Basic
			6 Armrest pad wide, 450 mm, right	Y01548
			6 Armrest pad wide, 450 mm, left	Y01547
			7 Hemiplegia armrest (not i.c.w. removable armrest or same entry side worktop), right	Y01227
			7 Hemiplegia armrest (not i.c.w. removable armrest or same entry side worktop), left	Y01226
			Omit armrest pad, right	Y01229
			Omit armrest pad, left	Y01228
			Nuage PLS series P-shaped armrest 120 mm wide, right	Y01625
			Nuage PLS series P-shaped armrest 120 mm wide, left	Y01624
			Nuage PLS series P-shaped armrest 160 mm wide, right	Y01623
			Nuage PLS series P-shaped armrest 160 mm wide, left	Y01622
			Nuage PLS series flexible armrest pad Platilon, right	Y01627
			Nuage PLS series flexible armrest pad Platilon, left	Y01626
			Nuage PLS series terry cover for flexible armrest pads, right	Y01673
			Nuage PLS series bamboo terry cover for flexible armrest pads, right	Y01628
			Nuage PLS series terry cover for flexible armrest pads, left	Y01674
			Nuage PLS series bamboo terry cover for flexible armrest pads, left	Y01643

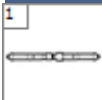
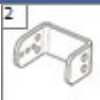


HEADRESTS

			option ID	Price
			1 Headrest PU, small, choose also headrest socket	Y01235
			2 Headrest flexible, choose also headrest socket	Y01236
			3 Headrest large, choose also headrest socket	Y01237
			Nuage PLS series headrest (only i.c.w. headrest)	Y01629
			Nuage PLS series headrest small	Y01630
			Nuage PLS series drop-shaped head roll cushion	Y01631
			4 Headrest socket on backrest frame	Y01239
			5 Padded headrest cover for headrest PU small	Y01242
			Nuage PLS series terry cover (only i.c.w. Nuage headrest)	Y01675
			Nuage PLS series bamboo terry cover (only i.c.w. Nuage headrest)	Y01632

WORKTOPS

			option ID	Price
			1 Nuage PLS series folding worktop acrylic extra wide, abdominal recess 110 mm, entry tube right	Y01652
			WORKTOP TOGETHER WITH	
			2 Elbow pads, set	Y01254



ACCESSORIES

			option ID	Price
			1 Lap strap longer	Y01256
			2 Lap strap bracket for SW 500 - 540 mm	Y01546
			3 Spoke protectors 20"	Y00032
			3 Spoke protectors 22"	Y00033
			3 Spoke protectors 24"	Y00034
			4 Anti-tip bracket, flip-up, set	Y00005 Basic
			Anti static cable	Y01544

BATTERIES & CHARGERS

			option ID	Price
			Charger 24V - 3,4A for PowerSupport	Y01108

ADAPTATIONS

			option ID	Price
			BASE FRAME	
			1 Parking brake for attendant use 12.5" (not i.c.w. coupled footbrake)	Y02047
			1 Parking brake for attendant use for PowerSupport (not i.c.w. coupled footbrake)	Y02048
			ADJUSTMENTS & LIGHTING	
			2 Tilt, negative, 5°, stroke remains the same	Y02039

COMMENTS

Sunrise Medical HCM can tailor solutions to meet your requirements. Please contact your Sunrise Medical HCM contact person for all additional wishes that are not described above.



Sunrise Medical HCM B.V.
 Vossenbeemd 104
 5705 CL Helmond
 The Netherlands
 Tel. +31 (0)492 593888
 Fax: +31 (0)492 594497
 E-mail: customerservice@sunrisemedical.nl
 www.sunrisemedical.nl



IBIS NUAGE PLS SERIES



ORDER FORM

The product picture shown may deviate from the base configuration.

Invoice address or customer number:

Customer number:

Name:

Street:

Town:

Postal code:

Country:

E-mail:

Tel:

Delivery address:

☐ Deliver to Invoice address

Customer number:

Name:

Street:

Town:

Postal code:

Country:

E-mail:

Tel:

Order information

☐ Order ☐ Calculation ☐ Built-4-Me

Order date:

Your reference:

Reimbursement code:

Revision 1.0, valid from 01-11-2016

ORDER FORM ID 0415

User weight:

Max. user weight: 160 kg

User weight: kg

Base price €

Customer Service: customerservice@sunrisemedical.nl