

Empulse F55 Compatibility Guide



RevD.:09/2023

Wheelchair brand / model			
Sunrise Medical		Meyra	
Nitrum	B	Hurricane (Box)	A
Nitrum Hybrid	B	Hurricane S	A
Helium	B	Nano	A
Xenon ²	B	Smart F	A
Xenon ² Hybrid	B		
Xenon ² SA	D	RGK	
Argon ²	A	Tiga	A
Neon ²	A	Tiga Sub 4	A
Easy 200	A	Tiga FX	A
Easy 300 SA	A		
Easy Life R	A	KI Mobility	
Easy Life F	A	Rogue	E
Easy Life SA	A	Tsunami	E
Easy Life T	A	Ethos	A
Easy Life T SA	A		
Easy Life RT	A	PROGEO	
Easy Life i SA	A	Ego	C
Easy max	A	Exelle	C
Easy max SA	A	Exelle Vario	C
Easy Life ECO	A	Joker R2	C
Helix ²	D	Joker Energy	C
Rubix ²	D	Tekna Advance	C
Basix ²	D		
Parix ²	D		
Unix ²	D		
QS5 X	A		

Please note: The above list is an indication of wheelchair models the F55 can be mounted on. However, frame shape, CoG, wheel-size and seat-depth are of influence. Additionally, a straight section of the frame tube of at least 35 mm is also necessary for the attachment of the clamps. Therefore it is essential to try and test it to be 100% sure! Or ask your supplier for advice.

The compatibility guide only shows wheelchairs with a signed combination agreement. Find docking information on the next page. For potential No-go's with Sunrise Medical wheelchairs please refer to the appropriate wheelchair Order Form.

Wheelchair brand / model	Docking	Wheelchair brand / model	Docking
Pro Activ		Küschall	
Traveler	A	THE KSL (round tube)	A
Speedy	A	K-Series (round tube)	A
Buddy	A	K-Series Attract (round tube)	A
		Champion (round tube)	A
BEROLLKA		Ultra-Light (round tube)	A
Phoenix	A	Compact (round tube)	A
Luke SLT	A	Compact Attract (round tube)	A
Luke AR	A	The KSL (hydroformed tube from 2019)	F
Slade SLT	A	K-Series (hydroformed tube from 2019)	F
Slade AR	A	Champion (hydroformed tube from 2019)	F
Sprint SLT	A		
Sprint AR	A		
Fitness	A		
Fitness HEMI Spezial	A		

Please note: The above list is an indication of wheelchair models the F55 can be mounted on. However, frame shape, CoG, wheel-size and seat-depth are of influence. Additionally, a straight section of the frame tube of at least 35 mm is also necessary for the attachment of the clamps. Therefore it is essential to try and test it to be 100% sure! Or ask your supplier for advice.

The compatibility guide only shows wheelchairs with a signed combination agreement. Find docking information on the next page. For potential No-go's with Sunrise Medical wheelchairs please refer to the appropriate wheelchair Order Form.

Empulse F55

Docking Information

The F55 easily fits on almost all common manual folding and rigid wheelchairs with the following dimensions:

Box and open frame or similar frame type with round tubes diameter (19.5 mm, 23 mm, 25 mm, 28.6 mm & 30 mm) or oval tube (Xenon², Helium). Additional special clamps are available, please refer to the combination overview and the following description.


Mounting position: Optimal angle of the F55 to the ground is 80°. For optimal performance, it is recommended not to fall below the following minimum mounting heights (measured from floor to bottom edge of the clamp):

8.5" FF - 240 mm / 8.5" SA - 200 mm

14" FF - 360 mm / 14" SA - 320 mm

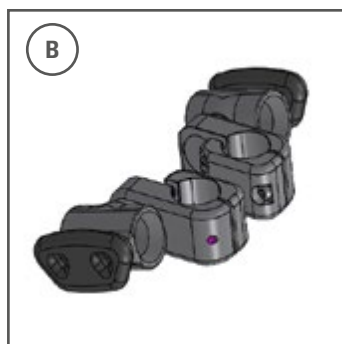
Frame width measured from the center of the frame tube to the center of the frame tube at mounting position.

- Possible mounting range from 260 mm to 480 mm measured frame width
- If there is an inset, the mounting position of the clamps must be below the bend
- Measured width differs from the seat width due to the measuring method or frame version (inset, V indentation, ab- or adduction, etc.)
- Use only the measured dimension and not the seat width to check the compatibility.



Version A

Suitable for round tube with 19.5 mm, 23 mm, 25 mm, 28.6 mm & 30 mm diameters. Adaptable through inserts included in delivery.



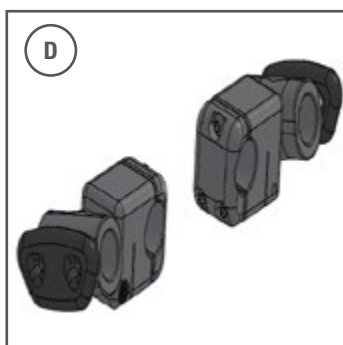
Version B

Oval tube for Xenon², Xenon² Hybrid & Helium.



Version C

For Progeo oval tube frame (not in combination with V frame).



Version D

Suitable for Xenon² SA.



Version E

35.5 mm, suitable for KI-Mobility Rogue and Tsunami.



Version F

For hydroformed Kuschall tube frames from 2019 (The KSL, K-Series, Champion)