



# Leckey Advanced Bath Chair





CE




<b>Name</b>	
<b>Date:</b>	
<b>Email</b>	
<b>Contact Number</b>	
<b>Invoice Address</b>	
<b>Delivery Address</b>	

Quote     Order

Purchase Order	
----------------	--



	Item Code	Description	Quantity	Price
<b>Shower Frame</b>				
				
<input type="checkbox"/>	LSF/1	Leckey Shower Frame (for Advance Bath Chair only)		XXX
<b>Frame</b>				
				
<input type="checkbox"/>	LAB/1/FR	Advanced Bath Chair Frame Size 1		XXX
<input type="checkbox"/>	LAB/2/FR	Advanced Bath Chair Frame Size 2		XXX
<input type="checkbox"/>	LAB/3/FR	Advanced Bath Chair Frame Size 3		XXX
<input type="checkbox"/>	LAB/4/FR	Advanced Bath Chair Frame Size 4		XXX
<b>Cover</b>				
				
<input type="checkbox"/>	LAB/1/D-PK	Size 1 Cover - Pink		XXX
<input type="checkbox"/>	LAB/2/D-RB	Size 2 Cover - Royal Blue		XXX
<input type="checkbox"/>	LAB/2/D-PK	Size 2 Cover - Pink		XXX
<input type="checkbox"/>	LAB/3/D-RB	Size 3 Cover - Royal Blue		XXX
<input type="checkbox"/>	LAB/3/D-PK	Size 3 Cover - Pink		XXX
<input type="checkbox"/>	LAB/4/D-RB	Size 4 Cover - Royal Blue		XXX
<input type="checkbox"/>	LAB/4/D-PK	Size 4 Cover - Pink		XXX
<b>Hip Belt</b>				
				
<input type="checkbox"/>	LAB/1/E-RB	Hip Belt - Royal Blue		XXX
<input type="checkbox"/>	LAB/1/E-PK	Hip Belt - Pink		XXX

Chest Belt				
				
<input type="checkbox"/>	LAB/1/A-RB	Chest Belt - Royal Blue		XXX
<input type="checkbox"/>	LAB/1/A-PK	Chest Belt - Pink		XXX
Head Lateral Support				
				
<input type="checkbox"/>	LAB/1/C-RB	Head Laterals Royal Blue		XXX
<input type="checkbox"/>	LAB/1/C-PK	Head Laterals Pink		XXX
Pommel/Abduction Guides				
				
<input type="checkbox"/>	LAB/1/B-RB	Size 1 & 2 Abduction Belt Royal Blue		XXX
<input type="checkbox"/>	LAB/1/B-PK	Size 1 & 2 Abduction Belt Pink		XXX
<input type="checkbox"/>	LAB/2/B-RB	Size 3 & 4 Abduction Belt Royal Blue		XXX
<input type="checkbox"/>	LAB/2/B-PK	Size 3 & 4 Abduction Belt Pink		XXX
Package				
<input type="checkbox"/>	LAB/1/COMP-RB	Size 1 Advance Bath Chair Including Hip and Chest Strap - Royal Blue		XXX
<input type="checkbox"/>	LAB/1/COMP-PK	Size 1 Advance Bath Chair Including Hip and Chest Strap - Pink		XXX
<input type="checkbox"/>	LAB/2/COMP-RB	Size 2 Advance Bath Chair Including Hip and Chest Strap - Royal Blue		XXX
<input type="checkbox"/>	LAB/2/COMP-PK	Size 2 Advance Bath Chair Including Hip and Chest Strap - Pink		XXX
<input type="checkbox"/>	LAB/3/COMP-RB	Size 3 Advance Bath Chair Including Hip and Chest Strap - Royal Blue		XXX
<input type="checkbox"/>	LAB/3/COMP-PK	Size 3 Advance Bath Chair Including Hip and Chest Strap - Pink		XXX
<input type="checkbox"/>	LAB/4/COMP-RB	Size 4 Advance Bath Chair Including Hip and Chest Strap - Royal Blue		XXX
<input type="checkbox"/>	LAB/4/COMP-PK	Size 4 Advance Bath Chair Including Hip and Chest Strap - Pink		XXX

### Technical Specifications

Specification	Size 1	Size 2	Size 3	Size 4
Age	1 - 5 years	4 - 9 years	8 - 14 years	12 - 18 years
User Height (Max / Min)	750 mm / 1050 mm	950 mm / 1250 mm	1150 mm / 1450 mm	1350 mm / 1650 mm
Head Support	150 mm	150 mm	215 mm	215 mm
Back Support Height	350 mm	400 mm	460 mm	550 mm
Seat Depth	225 mm	275 mm	335 mm	400 mm
Calf Support	260 mm	260 mm	340 mm	340 mm
Seat Height	50 mm - 425 mm	50 mm - 425 mm	50 mm - 425 mm	50 mm - 425 mm
Maximum Weight	72 kgs	72 kgs	72 kgs	72 kgs
Total Width	430 mm	430 mm	430 mm	430 mm