

QUICKIE Q100 & 200 R Configured

Next Generation - Solution for All entry level
powerchair users



QUICKIE Q100 R Configured



OVERVIEW

1. Built to Order

2. New Options

- 2 Seat Frame Sizes
- 3 Seat to Floor Heights
- More backrest & cushion options
- More legrest options
- More postural support options
- Choice of Electronic Control Systems



QUICKIE Q100 R Configured



Feature

- **Built To Order**
 - ✓ Select seat width & depth
 - 380-540 mm width
 - 410-510 mm depth
 - ✓ Choose options & accessories

Benefit

- Configured to customer's exact need
- Arrives set up ready for handover – reduces set up time

Seat Size		
Seat Width		
<input type="radio"/>	SW38	380 mm (2)
<input type="radio"/>	SW42	420 mm
<input type="radio"/>	SW44	440 mm (3)
<input checked="" type="radio"/>	SW46	460 mm
<input type="radio"/>	SW48	480 mm
<input type="radio"/>	SW50	500 mm
<input type="radio"/>	SW52	520 mm
<input type="radio"/>	SW54	540 mm
Seat Depth		
<input type="radio"/>	SD41	410 mm
<input type="radio"/>	SD43	435 mm
<input checked="" type="radio"/>	SD46	460 mm
<input type="radio"/>	SD48	485 mm
<input type="radio"/>	SD51	510 mm

(2) Supplied With In-Rig Armrest

(3) Supplied With In-Rig Armrest When 480 mm Frame Width Selected

QUICKIE Q100 R Configured

Feature

- 2 seat frames
 - ✓ 420mm Seat Frame
 - Adjustable SW 440-480mm
 - In-Rig Kit – 380 or 400mm
 - ✓ NEW 480mm Seat Frame
 - Adj. SW 480-540mm
 - In-Rig Kit – 440 or 460mm

Benefit

- Accommodates more users needing entry level powerchairs
 - narrower to wider users



Seat Frame Width

- QJR020128 420 mm Frame Width – Seat Width Range With Armrest Adjustment 420-480 mm (380 mm Available With In-Rig Armrest)
- QJR020129 480 mm Frame Width – Seat Width Range With Armrest Adjustment 480-540 mm (440 mm Available With In-Rig Armrest)

QUICKIE Q100 R Configured

Feature

- 3 seat height options
 - ✓ NEW 450mm
 - ✓ 470mm
 - ✓ 490mm

Benefit

- More heights to better match user need
 - Easier standing transfers
 - Accomodate taller or shorter users
 - Easier access of WAV vehicles



Seat Heights

<input type="radio"/>	SH45	450 mm (2)
<input type="radio"/>	SH47	470 mm (2)
<input type="radio"/>	SH49	490 mm (2)

(2) 3° Seat Angle

QUICKIE Q100 R Configured

Feature

- 2 seat pan options
 - ✓ Sling Seat (as current)
 - ✓ NEW – Solid Seat Pan

Benefit

- Users who prefer sling seat for greater comfort
- Easy interface for JAY cushions and pommel for greater body positioning



QUICKIE Q100 R Configured

Feature

- 2 backrest heights
 - ✓ 500mm (20") high - current option
 - ✓ **NEW** – 570mm high (22.5") option

Benefit

- Provide increased back support for taller users and those sitting on higher seat cushions e.g. J2 DC



Backrest Height

<input type="radio"/>	BH50	500 mm
<input type="radio"/>	BH57	570 mm

QUICKIE Q100 R Configured

Feature

- Greater range of backrests
 - ✓ Standard TA backrest
 - ✓ NEW JAY Shape
 - ✓ NEW SEDEO LITE Comfort

Benefit

- Provide increased back support options for users with mild to moderate postural support needs



QUICKIE Q100 R Configured



- **Standard Back - 5 Strap TA Backrest**
 - ✓ Users with minimal postural needs
- **NEW JAY Shape TA backrest**
 - ✓ Supplied 20mm wider than chair backrest for greater immersion and comfort
 - ✓ Greater adjustability for increased postural support - horizontal & vertical adjustment

A – Sling Back

QJR030150 Sling Back, Tension Adjustable Straps

B – JAY Shape Back

JAY080006 JAY Shape, Backrest, Oversized (3)

QUICKIE Q100 R Configured

- **NEW** SEDEO LITE Comfort Backrests
 - ✓ Contoured soft foam for greater support and comfort
 - ✓ 2 contour shapes – Profiled (shallow) or Deep Contour (140mm depth)
 - ✓ Tension adjustable straps
 - ✓ 2 heights



C – SEDEO LITE Back Cushion

QJR030130	SEDEO LITE, Back Cushion, Profiled, Height 500 mm, Comfort Cover
QJR030131	SEDEO LITE, Back Cushion, Profiled, Adjustable Straps, Height 570 mm, Comfort Cover
QJR030132	SEDEO LITE, Back Cushion, Deep Contour, Passive, Adjustable Straps, Height 570 mm, Comfort Cover
QJR030133	SEDEO LITE, Back Cushion, Deep Contour, Active, Adjustable Straps, Height 570 mm, Comfort Cover

QUICKIE Q100 R Configured

3 types of SEDEO LITE backrest:

- **Shallow Contour Tension Adj. Straps**
 - Minimal lateral support built-in
 - Can be used with additional lateral thoracic supports
- **Deep Contour Passive Tension Adj. Straps**
 - Lateral support from hip to shoulder
- **Deep Contour Active Tension Adj. Straps**
 - Lateral support from hip to under scapula



QUICKIE Q100 R Configured

Feature

- **NEW JAY Ion cushion**
 - ✓ Medium skin protection
 - ✓ Memory foam
 - ✓ Microclimatic outer cover & incontinence inner cover

- **NEW JAY Union cushion**
 - ✓ Medium-High skin protection
 - ✓ MemGel™ Foam & integral JAY Fluid pad
 - ✓ Microclimatic outer cover & incontinence inner cover



C – JAY Seat Cushion

JAY Ion

JAY Union

JAY Union Reduce Profile

JAY Basic

JAY Easy Visco

JAY Balance Fluid, Positioning

Benefit

- Full range of skin protection and postural support cushions to match user need

QUICKIE Q100 R Configured

Feature

- **NEW** ultra-compact Manual Centre mount footrest (for Q100 R only)
- ✓ 540mm Wide x 950mm Long (-60mm vs S/A)
- ✓ 1500mm Turning Circle (-100mm vs S/A)

Benefit

- Creates an even smaller footprint for optimal manoeuvrability in confined spaces e.g. through floor lifts, bathrooms



QJR050148 Centre Mount Legrest, Angle Adjustable, With Flip Up Footplates

QUICKIE Q100 R Configured



Our smallest RWD powerchair just got smaller!

	Q100 (*C/M)	IVC Fox	Kymco Vivio	IVC Bora	Kymco K-Active
Length (mm)	950	1040	1120	1160	1070
Vs Q100		-90	-170	-210	-120
Turning Circle (mm)	1500	1700	1800	1600	1650
Vs Q100		-200	-300	-100	-150

QUICKIE Q100 R Configured

Feature

- **NEW** UNI manual ELR S/A footrest
- **NEW** Amputee support options
- **NEW** SEDEO LITE S/A legrests
 - 70°
 - Manual ELR
 - Power ELR
- **NEW** SEDEO PRO 70° S/A legrests

Benefit

- More legrest support options to better match varying user leg positions
- Greater footplate adjustment to support abnormal foot positions



QUICKIE Q100 R Configured

Feature

- 4 types of headrest
 - ✓ SEDEO Pad compact
 - ✓ NEW SEDEO Pad with cover
 - ✓ NEW SEDEO Flexi Headrest
 - ✓ NEW Whitmyer Plush headrest

Benefit

- More options to provide support for simple to complex head positions
 - Greater comfort
 - Greater contouring
 - Greater lateral support
 - Adaptability




Headrest Pad

<input type="radio"/>	QJR030430	SEDEO, Headrest Pad, Small, (LxH) 240 x 150 mm
<input type="radio"/>	QJR030431	SEDEO, Headrest Pad, Small, With Cover, (LxH) 240 x 150 mm
<input type="radio"/>	QJR030432	SEDEO, Headrest Pad, Flexible, (LxH) 400 x 110 mm
<input type="radio"/>	WHT030401	Whitmyer, Headrest Pad, Plush, (LxH) 203 x 127 mm

QUICKIE Q100 R Configured

Feature

- More postural support options
 - ✓ NEW SEDEO Lateral supports
 - ✓ NEW JAY Shape Lateral supports
 - ✓ NEW Flip down Pommel (abduction support)
 - ✓ NEW Swing Away Tray Table



Benefit

- More options to enhance the users trunk, leg and arm position for maximal function

B – JAY Shape Lateral Thoracic Pads

- JAY080010 JAY Shape Lateral Thoracic Pad, (LxH) 150 x 150 mm, Pair
- JAY080011 JAY Shape Lateral Thoracic Pad, (LxH) 100 x 120 mm, Pair

C – SEDEO Lateral Thoracic Supports

- QJR030607 SEDEO, Lateral, Thoracic Support, Swing Away, Height-Adjustable, Long Pad, 150 x 130 mm, Right
- QJR030608 SEDEO, Lateral, Thoracic Support, Swing Away, Height-Adjustable, Long Pad, 150 x 130 mm, Left
- QJR030609 SEDEO, Lateral, Thoracic Support, Swing Away, Height-Adjustable, Short Pad, 90 x 120 mm, Right
- QJR030610 SEDEO, Lateral, Thoracic Support, Swing Away, Height-Adjustable, Short Pad, 90 x 120 mm, Left

QUICKIE Q100 R Configured

Feature

- **More speed options**
 - ✓ **NEW** 4kph (2.5mph) – via programming
 - ✓ 6 kph (4mph) - Standard
 - ✗ 10kph (6Mph) – **Only on Q200 R**



Benefit

- More options to match a user's performance needs
- Slow speed – for enhanced safety e.g. indoor use or care home facility
- Pre-programmed for easier set up - quicker set up

Motor Packages

2-Pole Motor, 4 kph / 2.5 mph, Via Programming

2-Pole Motor, 6 kph / 4 mph

2-Pole Motor, 10 kph / 6 mph (1)

QUICKIE Q100 R Configured

Feature

- Enhanced Electronic control system options
 - ✓ VR2
 - ✓ NEW R-Net LED
 - ✓ NEW R-Net LCD
 - Switches - users with poor hand dexterity
 - ✓ NEW R-Net LCD Advanced integrated IR
 - ✓ NEW R-Net Gyro

Benefit


- Increases users ability to control the powerchair
- Advanced programming on entry level powerchairs - degenerative conditions
- Gyro - greater directional control - rough terrain & slopes and reduced hand function



QUICKIE Q100 R Configured

Feature

- Two Attendant Control options
- NEW VR2/R-Net Attendant / Dual Control
 - Palm pad design – stabilises the hand
- NEW – VR2/R-Net Attendant Tiller Control
 - Intuitive attendant control



Benefit

- Allows the caregiver to control the chair more easily to match their ability and preference



QUICKIE Q100 R Configured

Feature

- **Lights & Indicators**
- ✓ Energy efficient LED
- ✓ Rear lights integrated into rear shroud



Benefit

- Allows greater independence and safety in all conditions
- Q-series Modularity - same lights across the range for easier maintenance
- Improved aesthetics – family feel - consistent styling across Q-Series



LED Lights & Indicators

QJR110201 LED Light And Indicator StVZO Approved

SUMMARY



Q100 R Configured

- **Built via production line - no requirement for dealers to build**
- **Available with a broader range of options – to meet greater user and caregiver need**
 - ✓ 2 Seat Frame Sizes
 - ✓ 3 Seat to Floor Heights
 - ✓ More backrest & cushion options
 - ✓ More Legrest options
 - ✓ More Postural support options
 - ✓ Greater Electronic Control System options
- **Q-Series Modularity- easier to maintain & support fleet management**

QUICKIE Q200 R Configured



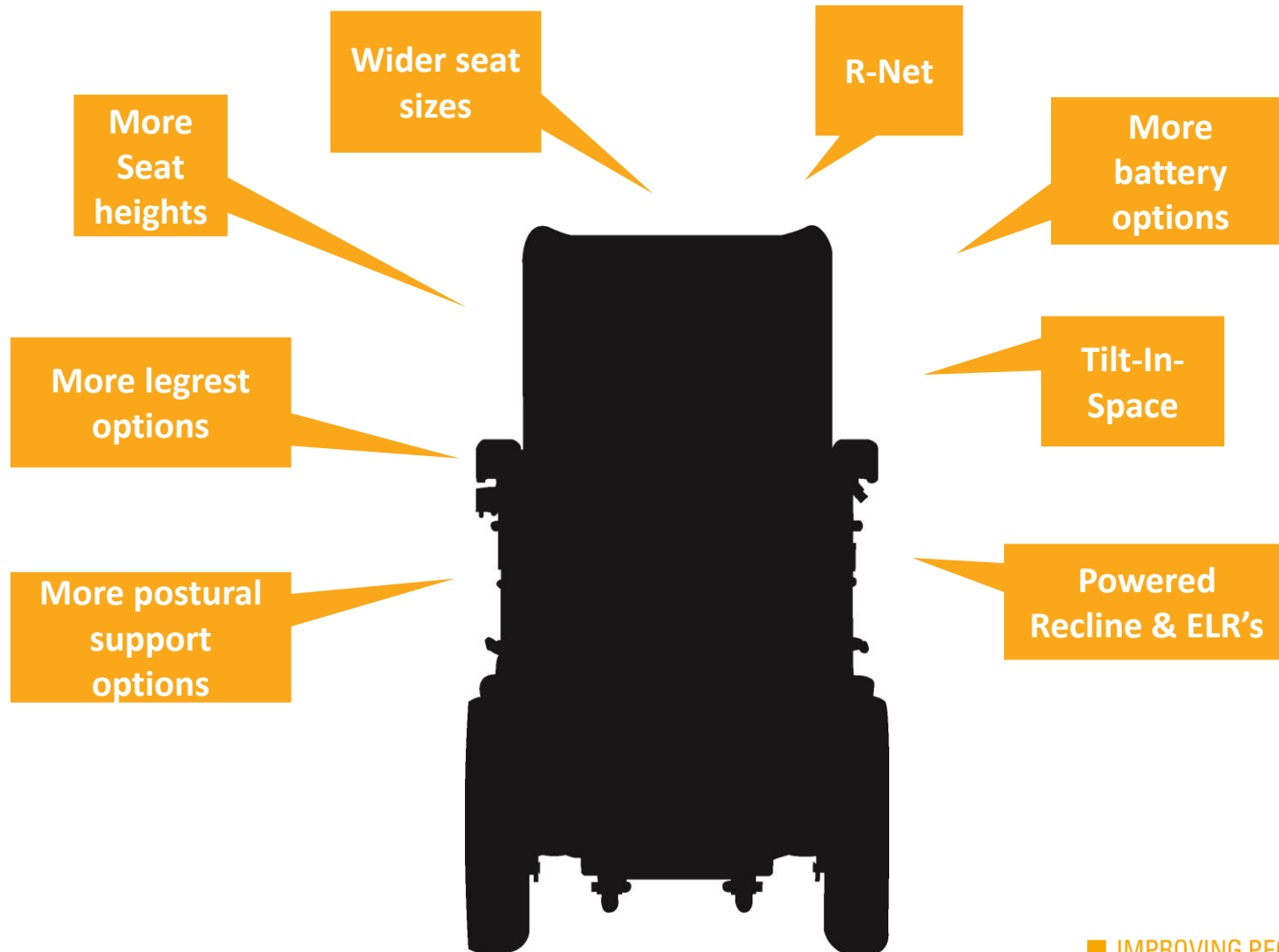
RECAP – Q200 R Boxed

Same key features as Q100 R but includes:

- **Compact** – just 580mm wide & 1070mm long
- **Greater stability** – 8° max safe slope
- **Greater outdoor performance**
 - 14” drive wheels
 - 9” front castors
 - 10kph (6mph) max speed
- **Lightweight** - just 98kg
- **136kg max user weight** – accommodates heavier users
- **Quickship option** – shorter lead times



Q200 R works well but our users need...



Develop the Q200 R as the most compact tilt-in-space powerchair for ultimate indoor/outdoor performance with a greater range of seat options to meet more complex user need

QUICKIE Q200 R Configured

Narrowest Performance
Tilt-In-Space Powerchair



OVERVIEW

Same key features as Q100 R Configured plus:

1. Built to Order

2. New Options

- ✓ Narrower width base
- ✓ New battery options
- ✓ 22° COG tilt-in-space
- ✓ Powered recline



QUICKIE Q200 R Configured



Feature

- **Built To Order**
 - ✓ Select seat width & depth
 - ✓ Choose options & accessories

Benefit

- Configured to customer's need
- Arrives set up ready for handover

Seat Size		
Seat Width		
<input type="radio"/>	SW38	380 mm (2)
<input type="radio"/>	SW42	420 mm
<input type="radio"/>	SW44	440 mm (3)
<input type="radio"/>	SW46	460 mm
<input type="radio"/>	SW48	480 mm
<input type="radio"/>	SW50	500 mm
<input type="radio"/>	SW52	520 mm
<input type="radio"/>	SW54	540 mm
Seat Depth		
<input type="radio"/>	SD41	410 mm
<input type="radio"/>	SD43	435 mm
<input type="radio"/>	SD46	460 mm
<input type="radio"/>	SD48	485 mm
<input type="radio"/>	SD51	510 mm

QUICKIE Q200 R Configured



Feature

- **Compact Chassis**
 - ✓ 580mm Wide chassis (+40mm Vs Q100)
 - ✓ 1070mm Long (+60mm Vs Q100)

Benefit

- Increased 'all-round' stability for greater outdoor performance
- Enhanced stability is essential for Tilt-In-Space function



QUICKIE Q200 R Configured

Feature

- **Narrower width option**
 - ✓ Available with 12" drive wheels reduces width down to 570mm (-10mm Vs Q200 & +30mm Vs Q100)
 - ✓ Narrowest RWD tilt-in-space base available

Benefit

- Greater indoor manoeuvrability
- No compromise on outdoor performance
- Increased base stability is essential for Tilt-In-Space function

Q200 R	
<input type="radio"/> QJR070084	Drive Wheel, 12", Solid, Knobbly, Black
<input type="radio"/> QJR070034	Drive Wheel, 14", Pneumatic, Knobbly, Black
<input type="radio"/> QJR070033	Drive Wheel, 14", Solid, Knobbly, Black



QUICKIE Q200 R Configured



Compact Chassis

	Q200 R configured	IVC Fox	Pride Fusion	IVC Bora	Kymco K-Active	Aspen	Ottobock JUVO B4
Minimum Width (mm)	570	590	640	620	670	600	600
Vs. Q200		+20	+70	+40	+100	+30	+30
Length (mm)	1070	1040	1100	1160	1070	1070	1100
Vs. Q200		-30	+30	+90	0	0	+30
T-I-S	Yes	No	Yes	Yes	No	Yes	Yes

QUICKIE Q200 R Configured

Feature

- NEW battery options
 - ✓ 40Ah (23km / 14 mile range)
 - ✓ 50Ah (29km/ 17 miles) *
 - ✓ 55Ah (31km/19 miles)

* Required if powered tilt selected

Benefit

- More options to match user need
 - Lightweight option for hoisting & through-floor lifts
 - Larger batteries for greater range or frequent use of powered seat functions
- Same 50Ah battery used across Q-Series



QUICKIE Q200 R Configured

Comparison

	Q200 Configured	IVC Fox	Pride Fusion	IVC Bora	Kymco K-Active	Aspen
Stability (°)	8 - 12	6	N/A	10	10	6
Vs. Q200		+6	N/A	+2	+2	+6
Max User Weight (kg)	136	127	136	130	158	137
Vs. Q200		+9	0	+6	-22	-1
Battery (Ah)	40/50/55	34	55	50	50	55
Vs. Q200		-6	+15	+10	+10	0

QUICKIE Q200 R Configured

Feature

- **NEW 22° COG Powered Tilt-in-Space**
 - ✓ Integrated, single pivot actuator
 - ✓ 70mm (3") COG movement

Benefit

- Allows regular change in position to
 - ✓ Assist pressure relief
 - ✓ Help fatigue management
 - ✓ Improve posture management
- Increased user stability when tilting and when driving in tilted position
- Greater safety – integrated design means less trap risk for legs
- Easier maintenance - same actuator as Tango seat – modularity



Q200 R

QJR130013 Posterior Tilt, Powered, 0° - 22° (With 7 cm Centre Of Gravity Movement)

QUICKIE Q200 R Configured



QUICKIE Q200 R Configured

Feature

- **NEW Powered backrest Recline 90-120°**
 - ✓ Flip down function

Benefit

- Allows change of seat position for
 - ✓ Pain relief
 - ✓ Pressure relief – greatest reduction when used with Tilt & ELRs
 - ✓ Fatigue management
 - ✓ Improved posture management
- Easier maintenance - same actuator as Tango seat – modularity
- Easier for transport and storage



Q200 R

QJR030160 Backrest, Powered Recline, 90° - 120°, Flip Down

SUMMARY



Q100 R Configured

- **Built via production line - no requirement for dealers to build**
- **Available with a broader range of options – to meet greater user and caregiver need**
 - ✓ **2 Seat Frame Sizes**
 - ✓ **3 Seat to Floor Heights**
 - ✓ **More backrest & cushion options**
 - ✓ **More Legrest options**
 - ✓ **More Postural support options**
 - ✓ **Greater Electronic Control System options**
- **Q-Series Modularity- easier to maintain & support fleet management**

SUMMARY



Q200 R Configured

- **Built via production line - no requirement for dealers to build**
- **Same key features as Q100 R configured but includes new options for more complex user need**
 - ✓ **Narrower width**
 - ✓ **Powered Tilt-in-Space**
 - ✓ **More battery options**
 - ✓ **Powered backrest recline**
- **Q-Series Modularity - easier to maintain & support fleet management**