

PUMA 40

SEDEO LITE



T: +31 (0)492 593 888
F: +31 (0)492 546 497
customerservice@sunrisemedical.nl
www.SunriseMedical.nl

Valid from	01/11/2022	Version	1.0
Dealer	Date		
Reference No.			
Delivery address	Quantity		
	UNIT-ID 0288		



- Power wheelchair for indoor and outdoor use
- Antracite grey metallic base frame
- Sedeo Lite seat frame, fully adjustable: seat width - seat depth - seat angle - seat height - backrest angle - centre of gravity
- Standard seat height 45,5 cm, adjustable, min. seat height 40,5 cm
- Rear and front wheel drive, easy to convert
- Speed 6 km/h
- Castors and drive wheels air
- Full Track Suspension System (FTSS)
- Maximum user weight 136 kg
- Shark drive only controller, fixed controller bracket
- Sedeo seat cushion 5 cm and sling backrest
- Standard legrests with heelstrap
- Removable armrests with armrest pads 40 cm

The picture shown may deviate from the standard configuration




The standard configuration below is indicated with 'basic'. If an alternative option is required please mark clearly by ticking the associated box.

THE CODES WHICH ARE MENTIONED BEHIND THE OPTIONS, ARE NOT ARTICLE NUMBERS. ALWAYS USE THESE CODES IN COMBINATION WITH THE PRICE LIST-ID NUMBER MENTIONED ABOVE.







BASE FRAME

		option ID
1	SEDEO LITE SEAT FRAME	
2	Sedeo Lite seat frame	Y01112
3	Base frame colour anthracite grey metallic	Y01299
4	ACCENT COLOUR	
	4 different accent colours (aluminium silver, lime green, sky blue and fresh orange)	Y01301
	9" castor wheels (only i.c.w. 12,5" drive wheels)	Y01284
	10" castor wheels (only i.c.w. 14" drive wheels)	Y01285
	12,5" drive wheels	Y01286
	14" drive wheels	Y01287
	Aluminium/Aluminium rim	Y01289
	Grey tyres	Y01370
	Black tyres (only i.c.w. aluminium/aluminium rims, 10" castor & 14" drive wheels)	Y01376
	SEAT HEIGHT EXCL. STANDARD CUSHION (5 CM), USER WEIGHT INCL.	
	Seat height i.c.w. 12,5" drive wheels	
	40,5 cm, seat angle 0° (i.c.w. electrical tilt, only sling backrest possible)	Y01291
	43 cm, seat angle 0°	Y01292
	45,5 cm, seat angle 0°	Y01293
	48 cm, seat angle 0°	Y01294
	50,5 cm, seat angle 0°	Y01295
	Seat height i.c.w. 14" drive wheels	
	41,5 cm, seat angle 0° (i.c.w. electrical tilt, only sling backrest possible)	Y01322
	44 cm, seat angle 0°	Y01323
	46,5 cm, seat angle 0°	Y01324
	49 cm, seat angle 0°	Y01325
	51,5 cm, seat angle 0°	Y01326
3	Front wheel drive	Y00105
4	Rear wheel drive	Y00106
	Speed 6 km/h	Y00211
	Speed 10 km/h	Y00215
	Puma 40 motor	Y01297
	Castor wheels air	Y00097
	Castor wheels puncture proof with solid inner tube	Y00098
	Drive wheels air	Y00107
	Drive wheels puncture proof with solid inner tube	Y00108
	Full Track Suspension System (FTSS)	Y01303







ADJUSTMENTS & LIGHTING

			option ID
			
			1 Electrical tilt adjustment 0 - 25° < 136 kg (not i.c.w. electrical high/low adjustment) Y00398
			1 Electrical tilt adjustment 0 - 45° Y01305
			2 Electrical high/low adjustment 30 cm Y00391
			3 LED lights and indicators (i.c.w. removable armrests, lights will be mounted on the Y01129







CONTROLLERS

			option ID
			
			1 PGDT CONTROLLERS
			1 VR2 drive only, right Y00255
			1 VR2 drive only, left Y00254
			2 VR2 lights, right Y00257
			2 VR2 lights, left Y00256
			3 VR2 seats & lights, right Y00259
			3 VR2 seats & lights, left Y00258
			4 Fixed controller bracket Y01130
			5 Swing away controller bracket Y01131
			
			6 Round joystick knob Y00270
			6 Mushroom knob Y00267
			6 Joystick T-grip Y00268
			6 Chin cup for joystick Y00269




SEAT CUSHIONS

			option ID
			
			1 WIDTH (SW) X DEPTH (SD) SEAT CUSHION (only i.c.w. seat cushion 5 cm)
			42 x 39 cm Y01134
			42 x 45 cm Y01360
			45 x 39 cm Y01135
			45 x 45 cm Y01361
			48 x 39 cm Y01136
			48 x 45 cm Y01362
			51 x 39 cm Y01137
			51 x 45 cm Y01363
			1 Seat cushion 5 cm Y01138
			
			1 WIDTH (SW) X DEPTH (SD) COMFORT SEAT CUSHION (not i.c.w. seat cushion)
			42 x 50 cm (SW 40 - 42 cm, SD 44 - 52 cm) Y01139
			46 x 50 cm (SW 42 - 46 cm, SD 44 - 52 cm) Y01142
			50 x 50 cm (SW 46 - 50 cm, SD 44 - 52 cm) Y01145
			CHOOSE ALSO SEAT CUSHION COVER
			2 Profiled seat, 70 mm thick Y01152
			3 Memory foam seat, 70 mm thick (only i.c.w. SEDEO PRO incontinence cover) Y01153
			4 Support seat, 100 mm thick Y01154
			5 Form seat, 11 cm thick (only i.c.w. incontinence cover) (only i.c.w. SEDEO PRO ir Y01531
			6 Stabilizer seat, 90 mm thick Y01156
			7 Pan seat with front (50 mm) and depth adjustable rear lip (choose 1 size bigger for Y01159
			8 Incontinence cover (only i.c.w. comfort seat cushion) Y01164
			9 Comfort cover (only i.c.w. comfort seat cushion) Y01165




BACKRESTS

			option ID
			
			1 WIDTH (BW) X HEIGHT (BH) BACKREST CUSHION (only i.c.w. sling backrests)
			42 x 48 cm Y01167
			45 x 48 cm Y01168
			48 x 48 cm Y01169
			51 x 48 cm Y01170
			1 Sling backrest Y01171
			2 Sling backrest with straps Y01172
			
			1 WIDTH (BW) X HEIGHT (BH) COMFORT BACKREST CUSHION (not i.c.w. sling
			NOTE: I.C.W. SEDEO LITE SEAT FRAME BACKREST CUSHION NOT HEIGHT
			42 x 50 cm (BW 40 - 42 cm, BH 50 - 58 cm) Y01173
			46 x 50 cm (BW 42 - 46 cm, BH 50 - 58 cm) Y01176
			50 x 50 cm (BW 46 - 50 cm, BH 50 - 58 cm) Y01179
			CHOOSE ALSO BACKREST CUSHION COVER
			3 Profiled backrest Y01185
			4 Deep Contour, passive Y01187
			5 Incontinence cover (only i.c.w. comfort backrest cushion) Y01193
			6 Comfort cover (only i.c.w. comfort backrest cushion) Y01194
			7 Thoracic support (only i.c.w. comfort backrest cushion), set Y01195
			Flip down backrest, operated by user Y00332

LEGRESTS

			option ID
			
			1 LEGRESTS SET
			1 Sedeo Lite standard legrests with heel strap (not i.c.w. legrest accessories) Y01196
			2 Sedeo Lite manually elevating legrests with calf support (not i.c.w. legrest access Y01197
			3 Standard legrests Y01198
			4 Manually elevating legrests, choose also calf plate Y01199
			Mounting bracket only, no legrests Y01477
			LEGREST ACCESSORIES
			Widened footplate for SW 50 cm Y01655
			Widened footplate for SW 54 cm Y01656
			5 Calf strap (only i.c.w. standard legrests) Y01202
			6 Heel straps Y01203
			7 Depth adjustable calf support, PU, set Y01204
			8 Depth adjustable calf support, upholstered, set Y01658
			9 Knee pads Y01205
			CENTRAL LEGRESTS (not i.c.w. legrest accessories)
			10 Central legrest (i.c.w. electrical adjustments choose calf support, limitations in kne Y01209
			CENTRAL LEGREST ACCESSORIES
			11 Central calf support Y01212
			12 Central calf support with side support Y01213





ARMRESTS

	1	Removable armrests	Y01215
	2	Removable armrests with quick-lock	Y01216
	3	Flip-up armrests	Y01217
	4	Armrest pad 30 cm, right	Y01223
	4	Armrest pad 30 cm, left	Y01222
	5	Armrest pad 40 cm, right	Y01221
	5	Armrest pad 40 cm, left	Y01220






SIDE CUSHIONS

SIDE SUPPORTS		SPARE
1	Side supports synthetic	Y01230
2	Side supports PU (SW -2 cm)	Y01231





HEADRESTS

			1	Headrest PU, small, choose also headrest socket	Y01235
			2	Headrest socket on backrest frame	Y00333
			3	Headrest bracket with quick-lock (only i.c.w. headrest)	Y01241
			4	Padded headrest cover for headrest PU small	Y01242
					

WORKTOPS

PART NUMBER		DESCRIPTION	QTY
			ENTRY TUBE SIDE NOT I.C.W. REMOTE SIDE
			Folding worktop acrylic, joystick recess on the side, abdominal recess 11 cm, entry Y01244
			Folding worktop acrylic, joystick recess on the side, abdominal recess 11 cm, entry Y01243
			Folding worktop half, acrylic, entry tube right Y01248
			Folding worktop half, acrylic, entry tube left Y01247
			WORKTOP TOGETHER WITH
			Partial padding (not i.c.w. elbow pads) Y01252
			Raised edges acrylic Y01253
			Elbow pads (not i.c.w. partial padding), set Y01254

ACCESSORIES

	1	Lap strap	Y01255
	2	Mirror on joystick side	Y00023
	2	Mirror not on joystick side (not i.c.w. same entry side worktop)	Y00024
	3	Mudguards for castor wheels (design based on 10"), set	Y00027
	4	Mudguards for drive wheels (design based on 14"), set	Y00028
		Kerb climber detachable (not i.c.w. lowest SH and not i.c.w. front wheel drive)	Y00506

BATTERIES & CHARGERS

	Batteries approx. 40 Ah (C20) GEL, set	Y00045
	Batteries approx. 60 Ah (C20) GEL, set	Y00046
	Batteries approx. 74 Ah (C20) GEL, i.c.w. 12,5" drive wheels lowest SH 43 cm an	Y00047
	Charger 24V - 8A	Y00050

REMARKS

Sunrise Medical HCM can tailor solutions to meet your requirements. Please contact your Sunrise Medical HCM contact person for all additional wishes that are not described above.