

LEVO Dealer:

Date:

Dealer reference / Client name:

LEVO AG  
 Anglikerstrasse 20  
 CH-5610 Wohlen  
 Tel.: +41 56 618 44 11  
 Fax: +41 56 618 44 10  
 Office@levo.ch

Order number:

Standard configuration 60.001.7310 CHF 10.250.00



- M/E Wheelchair: Manual driving, seating and powered standing
- Seat plate and backrest upholstery
- Flip-up armrests
- Armrest height and armrest angle adjustable
- Armrests round with built-in rocker switch
- Fold down backrest
- Standard color: white
- Detail color: carmine red
- Easy transfer or two-piece flip-up footrest
- Rear wheels LEVO Active compl. black air tires
- Batteries and battery charger
- Chest strap and sports or extra stable knee support with wedge

## Anthropometric Data



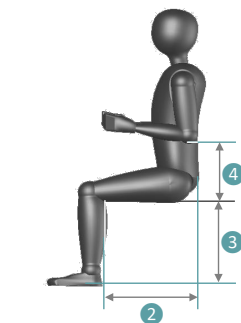
### 1 Hip width

Please check the correct box according to the measured hip width in a sitting position:

35 cm  48 cm

#### Seat width:

35 cm	Option	0.00
38 cm	Option	0.00
40 cm	Option	0.00
42 cm	Option	0.00
45 cm	Option	0.00
48 cm	Option	0.00
50 cm	Option	0.00



### 2 Upper leg length

There are three seat frame sizes available for the Summit: S, M and L. The upper leg length determines which frame size and which armrest size to choose for the wheelchair.

Please fill in the measured upper leg length:

40 cm  63 cm

Example:

Upper leg length 43 cm  
 - 6 cm  
 Seat upholstery depth 37 cm

		Seat upholstery depth:	
S	35 cm	Option	0.00
	37 cm	Option	0.00
	39 cm	Option	0.00
	41 cm	Option	0.00
	43 cm	Option	0.00
	45 cm	Option	0.00
	47 cm	Option	0.00
M	49 cm	Option	0.00
	51 cm	Option	0.00
	53 cm	Option	0.00
	55 cm	Option	0.00
L			

### 3 Lower leg length

The lower leg length determines the footrest position and the seat height of the wheelchair. The seat height determines the wheel size and with that the total height of the wheelchair.

Please fill in the measured lower leg length:

cm

Please check the desired seat height and footrest position, measured from the seat upholstery (without the seat cushion).

		Footrest position:			
*	SH 48	36 cm	Option	0.00	
	*	SH 50	38 cm	Option	0.00
		*	SH 52	40 cm	Option
	*		SH 54	42 cm	Option
			44 cm	Option	0.00
			46 cm	Option	0.00
			48 cm	Option	0.00
		50 cm	Option	0.00	

\* Only possible with Easy Transfer Footplate

### 4 Elbow height

Standard armrest height is 18 cm

18 cm  30 cm

Please measure the anthropometric data as shown. If possible, the user should be in a sitting position and wearing shoes.

## Wheels

Floor to seat height in the front, measured without seat cushion

Seat height ▶	48	50	52	54	Seat height ▶	48	50	52	54
	22"	22"	22"	X		4"	4"	4"	4"
Rear wheels ▶	24"	24"	24"	24"	Front wheels ▶	5"	5"	5"	5"
	X	26"	26"	26"		X	6"	6"	6"

## Armrest



Armrest round

Swing-away chest support

Rotatable to the side and flip-up, for increased safety feeling.

Distance "D" between backrest tube and the beginning of radius, see photo

D		Standard	
27 cm		60.005.7040	XXX.00
32 cm		60.005.7041	XXX.00
37 cm		60.005.7042	XXX.00

## Stand-up operation Up to two options are possible. It is not possible to combine rocker and toggle switches.

Stand-up operation with rocker switch

Stand-up operation with toggle switch

Hand control

Dual switch for table tray control, table tray not included

Right	Standard	
Left	Option	0.00
Right	60.007.0060	XXX.00
Left	60.007.0060	XXX.00
	60.007.0080	XXX.00
	60.007.0015	XXX.00

## Second control (optional):

Hand control

Dual switch for table tray control, table tray not included

Y-Cable, needed for dual control option

	60.007.0080	XXX.00
	60.007.0015	XXX.00
	31.730.0310	XXX.00

## Frame color

Traffic white

Traffic black

Metallic colors on request

Other RAL colors on request

<b>RAL 9016</b>	Standard	
<b>RAL 9017</b>	Option	0.00
<b>Mét.:</b>		60.008.0020 XXX.00
<b>RAL:</b>		60.008.0010 XXX.00

## Detail color

Carmine red

Pure orange

Melon yellow

Light blue

Signal blue

Traffic purple

Black

Metallic colors on request

Reflex colors on request

Other RAL colors on request

<b>RAL 3002</b>	Standard	
<b>RAL 2004</b>	Option	0.00
<b>RAL 1028</b>	Option	0.00
<b>RAL 5012</b>	Option	0.00
<b>RAL 5005</b>	Option	0.00
<b>RAL 4006</b>	Option	0.00
<b>Mét.:</b>		60.008.0220 XXX.00
<b>Reflex:</b>		60.008.0230 XXX.00
<b>RAL:</b>		60.008.0210 XXX.00

## Backrest

Standard sling backrest height

Backrest extension

V-Trak backrests

Without backrest

<b>32 cm</b>	Standard	
<b>34 cm</b>	Option	0.00
<b>36 cm</b>	Option	0.00
<b>38 cm</b>	Option	0.00
<b>40 cm</b>	Option	0.00
<b>42 cm</b>	60.009.0160	XXX.00
<b>44 cm</b>	60.009.0160	XXX.00
<b>46 cm</b>	60.009.0160	XXX.00
<b>48 cm</b>	60.009.0160	XXX.00
<b>50 cm</b>	60.009.0160	XXX.00
	On request	
	60.109.7310	-XXX.00

## Backrest angle

Active

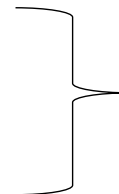
Passive

<b>81°</b>	Option	0.00
<b>84°</b>	Option	0.00
<b>87°</b>	Option	0.00
<b>90°</b>	Standard	
<b>93°</b>	Option	0.00
<b>96°</b>	Option	0.00

**Seat cushion with memory foam depending on the seat depth and seat width**



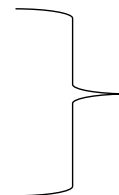
Seat width ▶ Seat cushion depth	35	38	40	42	45	48	50
<b>35 - 39 cm</b>	30.100.3822	30.100.3820	30.100.3830	30.100.3840	30.100.3850	30.100.3855	30.100.3856
<b>41 - 47 cm</b>	30.100.3857	30.100.3860	30.100.3870	30.100.3880	30.100.3890	30.100.3900	30.100.3902
<b>49 - 55 cm</b>	30.100.3907	30.100.3910	30.100.3920	30.100.3930	30.100.3940	30.100.3950	30.100.3956



XXX.00

**Additional seat cushion cover**

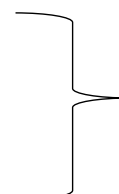
Seat width ▶ Seat cushion depth	35	38	40	42	45	48	50
<b>35 - 39 cm</b>	30.100.3823	30.100.3821	30.100.3831	30.100.3841	30.100.3851	30.100.3854	30.100.3953
<b>41 - 47 cm</b>	30.100.3858	30.100.3861	30.100.3871	30.100.3881	30.100.3891	30.100.3901	30.100.3903
<b>49 - 55 cm</b>	30.100.3908	30.100.3911	30.100.3921	30.100.3931	30.100.3941	30.100.3951	30.100.3957



XXX.00

**Urin proof seat cushion cover**

Seat width ▶ Seat cushion depth	35	38	40	42	45	48	50
<b>35 - 39 cm</b>	30.100.3824	30.100.3864	on request	30.100.3842	30.100.3865	on request	on request
<b>41 - 47 cm</b>	on request	30.100.3863	30.100.3873	30.100.3882	30.100.3892	on request	on request
<b>49 - 55 cm</b>	on request	on request	on request	on request	30.100.3942	30.100.3942	30.100.3985



XXX.00

**Headrest**



- ① V-Trak headrest on request
- ① V-Trak headrest standard, *only in combination with V-Trak Axxis backrest*
- ② V-Trak headrest winged, *only in combination with V-Trak Axxis backrest*

	02.067.116	XXX.00
	02.067.117	XXX.00
	02.009.0028	XXX.00

**Lateral supports and hardware**

V-Trak lateral supports on request

V-Trak lateral support, pad and cover

	Medium	Right		
		Left	32.068.0030	XXX.00
		Left	32.068.0040	XXX.00

V-Trak lateral support, pad and cover

	Large	Right		
		Left	32.068.0010	XXX.00
		Left	32.068.0020	XXX.00

**Knee support**



- ① Knee support extra strong
- ① Sports knee support
- ② Rectangular knee wedge
- ③ Conical knee wedge, *gives more support, in particular with spasticity*

	60.011.0010	•	
	Option		0.00
	50x100	Option	0.00
	60x100	Option	0.00
	80x100	Option	0.00
	50x150	Option	0.00
	80x150	Option	0.00
	50-100x100	60.011.0020	XXX.00
	90-140x100	60.011.0020	XXX.00
	130-180x100	60.011.0020	XXX.00

LEVO®

**Footrest**



- ① Easy transfer foot plate, *foot plate is closer to the floor which makes transfers easier*
- Two-piece flip-up footrest
- ② One piece footrest, flip-up backwards
- ③ Footrest height adapter, set
- Non-slip footrest surface

	20 cm	Option	0.00
	26 cm	60.003.0130	•
		Option	0.00
		60.003.0050	XXX.00
		32.073.0091	XXX.00
		60.003.0040	XXX.00

**Foot plate angle**

80°	Option	0.00
90°	Standard	●
100°	Option	0.00

**Rear wheel position**

Select the appropriate setting for the rear wheels. The shorter the wheelbase is, the more active the wheelchair becomes and the risk of tipping is greater. Anti-tip aids are recommended in that case. Normally the wheels are positioned according to the frame size.

<b>Active</b>	Option	0.00
<b>Standard</b>	Option	0.00
<b>Passive</b>	Option	0.00

**Wheel options**



Rear wheels with airless tires		60.002.0010	XXX.00
Rear wheels with black marathon plus tires, in combination with air tires only available for 22" & 24" wheels		60.002.0090	XXX.00
① Spinergy wheels	<b>Red</b>	60.002.0015	XXX.00
	<b>Black</b>	60.002.0015	XXX.00
	<b>White</b>	60.002.0015	XXX.00
② Camber	<b>2°</b>	60.002.0081	XXX.00
	<b>4°</b>	60.002.0082	XXX.00
Steel hand rim		60.002.0070	XXX.00
Reinforced wheelaxle for auxiliary drives (E-fix/Smartdrive/Wheeldrive)		60.002.0088	XXX.00

**Accessories**




Table Tray					XXX.00
<b>35</b>	<b>38 - 40</b>	<b>42 - 50</b>			
32.070.0115	32.070.0116	32.070.0117			
① Push handles	<b>Pair</b>	32.073.0041			XXX.00
② Anti-tip rolls	<b>Right</b>	32.073.0031			XXX.00
	<b>Left</b>	32.073.0031			XXX.00
③ Anti-tip / tip aid combination, swing away	<b>Right</b>	32.073.0032	22" & 24":		XXX.00
	<b>Left</b>	32.073.0032			XXX.00
	<b>Right</b>	32.073.0033	26":		XXX.00
	<b>Left</b>	32.073.0033			XXX.00
④ Spoke guard transparent	<b>Pair</b>				XXX.00
			<b>22"</b>	<b>24"</b>	<b>26"</b>
			02.066.1014	02.066.1015	02.066.1017
Other spoke guards on request					
⑤ Brake lever extension (6 cm)	<b>Right</b>	30.100.5030			XXX.00
	<b>Left</b>	30.100.5030			XXX.00
Knee support height adapter for Sports knee support	<b>Pair</b>	2 x 32.073.0010			XXX.00
Knee support height adapter for extra strong knee support	<b>Pair</b>	2 x 32.073.0020			XXX.00
⑥ Seat depth and footrest quick adjustment kit, only in combination with seat depth M and L		60.004.0020			XXX.00
Outrigger for seat inclination		30.104.6570			XXX.00
Tie-down kit for transportation		32.073.0050			XXX.00

Remarks