

# EMINEO



T: +31 (0)492 593 888  
F: +31 (0)492 546 497  
[customerservice@sunrisemedical.nl](mailto:customerservice@sunrisemedical.nl)  
[www.SunriseMedical.nl](http://www.SunriseMedical.nl)

Valid until	Dec 2024	Version	1.0
Rev	01/11/2023		
Dealer		Date	
Reference No.			
Delivery address		Quantity	
		UNIT-ID 0246	



The picture shown may deviate from the standard configuration.

## Basic configuration exclusive VAT

- Seat depth 40-45 cm
- Seat height: 42 cm (One tool can be adjusted 40-46, Basic can be adjusted 40-42)
- Chassis: grey aluminium
- Brake: Pull to lock, foldable
- Armrest: Detachable with side guards, height adjustable 23 to 33 cm
- Back height, 55 cm (can be adjusted from 50 to 60)
- Height adjustable push bar
- Rear wheel: high pressure 24", 25 mm
- Front wheel: solid 6", 27 mm
- User weight 135 kg
- Legrest hanger 70°, 80°, 90°, setup 80°, swing in/out
- Footplate, foldable, angle adjustable








The standard configuration below is indicated with 'basic'. If an alternative option is required please mark clearly by ticking the associated box.

THE CODES WHICH ARE MENTIONED BEHIND THE OPTIONS, ARE NOT ARTICLE NUMBERS. ALWAYS USE THESE CODES IN COMBINATION WITH THE PRICE LIST-ID NUMBER MENTIONED ABOVE.





## CHASSIS

			option ID	Price
1		<input type="checkbox"/> 1	Basic frame SW 39 cm	Y00869
2		<input type="checkbox"/> 1	Basic frame SW 42 cm	Y00870
		<input type="checkbox"/> 1	Basic frame SW 45 cm	Y00871
		<input type="checkbox"/> 1	Basic frame SW 48 cm	Y00872
		<input type="checkbox"/> 1	Basic frame SW 51 cm	Y00873
		<input type="checkbox"/> 1	OneTool frame SW 39 cm	Y00874
		<input type="checkbox"/> 1	OneTool frame SW 42 cm	Y00875
		<input type="checkbox"/> 1	OneTool frame SW 45 cm	Y00876
		<input type="checkbox"/> 1	OneTool frame SW 48 cm	Y00877
		<input type="checkbox"/> 1	OneTool frame SW 51 cm	Y00878
		<input type="checkbox"/> 2	Transport Chassis SW 39 cm	Y01057
		<input type="checkbox"/> 2	Transport Chassis SW 42 cm	Y01058
		<input type="checkbox"/> 2	Transport Chassis SW 45 cm	Y01059
		<input type="checkbox"/> 2	Transport Chassis SW 48 cm	Y01060
		<input type="checkbox"/> 2	Transport Chassis SW 51 cm	Y01061



**WHEELS**




		option ID	
	1	Front wheel solid	Y00829
	1	Front wheels pneumatic (only 6" or 8")	Y00879
	1	Front wheels 4" (only i.c.w. 20" rear wheels)	Y00882
	1	Front wheel 5" (not i.c.w. 24" rear wheels)	Y00827
	1	Front wheels 5,5", only i.c.w. 24" rear wheels	Y00883
	1	Front wheel 6" (not i.c.w. 20" rear wheels)	Y00828
	1	Front wheels 8", only i.c.w. 24" rear wheels	Y00847
	1	Front wheels 200x50 solid, only i.c.w. 24" rear wheels	Y00885
		BASIC / ONE TOOL FRAME	
	2	Rear wheel 20" requires other anti-tip, see accessories	Y00824
	2	Rear wheel 22" requires other anti-tip, see accessories	Y00825
	2	Rear wheel 24"	Y00826
	2	Rear wheels solid 37 mm	Y00149
	2	Rear wheels pneumatic 37 mm	Y00726
	2	Rear wheels high pressure 25 mm	Y00880
	2	Rear wheels solid 25 mm	Y00881
	2	Pushrim aluminium	Y00685
	3	Pushrim grip-friction	Y00686
	4	Silicon cover for pushrim, set	Y00021
	5	Rear wheels solid with drumbrake	Y00830
	5	Rear wheels pneumatic with drumbrakes	Y00150
	6	One hand drive rear wheel 24", solid, right	Y00530
	6	One hand drive rear wheel 24", solid, left	Y00523
		TRANSPORT FRAME	
	7	12,5" solid rear wheels, with drumbrake	Y00135
	7	12,5" air rear wheels, with drumbrake	Y00134
	7	16" solid rear wheels, with drumbrake	Y00139
	7	16" air rear wheels, with drumbrake	Y00138














**BACKRESTS**

		option ID	
	1	Velcro back, angle adj. +7 (97°) Adjustable from 0° to +20° (90°-110°) Back height	Y00625
		Backrest adjustment with gas spring	Y00387
		Back cover Vinyl, including Seat cushion, std set up with SD42 cm, for other SD -	Y01475
	2	Positioning Cushion, Small, 15 mm	Y00681
	2	Positioning Cushion, Large, 30 mm	Y00682
	3	Push bar, height 55 cm, stepless adjustable 50-60 cm	Y01115
	4	Height adjustable push handles, set	Y00124
		Electrical adjustment for back	Y00721
		Electrical adjustment for seat	Y00722
		Electrical adjustment for back and seat	Y00723




SEAT		option ID
<input type="checkbox"/>	Seatplate standard	Y00709
<input type="checkbox"/>	Seatplate 5 cm extended	Y00710
<input type="checkbox"/>	Seatplate 3 cm shorter	Y00711
<input type="checkbox"/>	Seat tilt adj. handle on armrest, right	Y00887
<input type="checkbox"/>	Seat tilt adj. handle on armrest, left	Y00888

BRAKES		option ID
	<input type="checkbox"/> 1 Pull to lock, foldable	Y00602
	<input type="checkbox"/> 2 Push brakes	Y00088

ARMRESTS		option ID
	<input type="checkbox"/> 1 Armrest height adjustable 23 - 33 cm, right	Y00075
	<input type="checkbox"/> 1 Armrest height adjustable 23-33 cm, left	Y00062
	<input type="checkbox"/> 1 Armrest height adjustable 23-33 cm, with narrow pad right	Y00623
	<input type="checkbox"/> 1 Armrest height adjustable 23-33 cm, with narrow pad left	Y00619
	<input type="checkbox"/> 2 Locking for armrest, set	Y01436
	<input type="checkbox"/> 3 Hemiplegia armrest, incl. sideguard.	Y00078
	<input type="checkbox"/> 3 Hemiplegia armrest, incl. sideguard.	Y00065

LEGRESTS		option ID
	<input type="checkbox"/> 1	HANGER WITH ROUND TUBES
	<input type="checkbox"/> 1	Legrest hanger, adjustable 70°, 80° or 90°, set up 80°, right
	<input type="checkbox"/> 2	Legrest hanger, adjustable 70°, 80° or 90°, set up 80°, left
	<input type="checkbox"/> 2	Angle adjustable legrest hanger, right
	<input type="checkbox"/> 2	Angle adjustable legrest hanger, left
	<input type="checkbox"/> 3	Calf support SW 36-39, right
	<input type="checkbox"/> 3	Calf support SW 36-39, left
	<input type="checkbox"/> 3	Calf support SW 42-51 right
	<input type="checkbox"/> 3	Calf support SW 42-51 left
	<input type="checkbox"/> 4	Footplate angle adjustable without heelstrap, right
	<input type="checkbox"/> 4	Footplate angle adjustable without heelstrap, left
	<input type="checkbox"/> 5	Footplate angle adjustable with heelstrap, right
	<input type="checkbox"/> 5	Footplate angle adjustable with heelstrap, left
	<input type="checkbox"/> 6	Footplate angle and depth adjustable without heelstrap, right
	<input type="checkbox"/> 6	Footplate angle and depth adjustable without heelstrap, left
	<input type="checkbox"/> 7	Footplate angle and depth adjustable with heelstrap, right
	<input type="checkbox"/> 7	Footplate angle and depth adjustable with heelstrap, left
	<input type="checkbox"/> 7	Footplate with long heelstrap, right
	<input type="checkbox"/>	Footplate with long heelstrap, left
		HANGER WITH SQUARE TUBES
	<input type="checkbox"/> 8	Comfort legrest angle adjustable, right
	<input type="checkbox"/> 8	Comfort legrest angle adjustable, left
	<input type="checkbox"/> 9	Calf support Comfort SW 39, right
	<input type="checkbox"/> 9	Calf support Comfort SW 39, left
	<input type="checkbox"/> 9	Calf support Comfort SW 42-51, right
	<input type="checkbox"/> 9	Calf support Comfort SW 42-51, left
	<input type="checkbox"/> 10	Angle Adj. footrest comfort, right
	<input type="checkbox"/> 10	Angle Adj. footrest comfort, left
	<input type="checkbox"/> 11	Legrest Extension 6 cm
	<input type="checkbox"/> 11	Legrest Extension 10 cm
		AMPUTATION SUPPORT / PLASTER CASTER
	<input type="checkbox"/> 12	Amputation support, right
	<input type="checkbox"/> 12	Amputation support, left
	<input type="checkbox"/> 13	Plaster cast support, right
	<input type="checkbox"/> 13	Plaster cast support, left

## ACCESSORIES

			1	Calftstrap 39-51cm	Y01001
			2	Anti-tip stabiliser 24"" wheels, right	Y00866
			2	Anti-tip stabiliser 24"" wheels, extra (in addition), left	Y00865
				Anti-tip with step angle, right	Y01663
				Anti-tip with step angle, left	Y01664
			3	Anti-tip OneTool, right	Y01006
			3	Anti-tip OneTool, left	Y01005
			4	Anti-tip stabiliser with Step-tip for 20"" and 22"" rear wheels, right, when Basic fra	Y00868
			4	Anti-tip stabiliser with Step-tip for 20"" and 22"" rear wheels, left, when Basic fra	Y00867
			6	Anti-tip stabiliser, swing forward with leg, basic, right	Y01375
			6	Anti-tip stabiliser, swing forward with leg, basic, left	Y01374
			7	Crutchholder Basic	Y00651
			7	Crutchholder OneTool	Y00652
			8	Front pouch/satchel	Y00019
			9	Abductionommel, small	Y00540
			9	Abductionommel, large	Y00541
			10	Side support , right	Y01434
			10	Side support , left	Y01435
				Cover Side support, small	Y00650
			11	Positioning belt with plastic buckle	Y01330
			12	Positioning belt with steel buckle	Y01331
			13	Padding for positioning belt, small	Y01332
			14	Padding for positioning belt, large	Y01333
				Brace Belt	Y01011
			15	Amputation axle plates, standard on Emineo Basic frame	Y00082
			16	Table, seat width 39-51 cm	Y00427
			17	Spoke protectors, set	Y00034
			18	Headrest Basic	Y00665
			19	Headrest Basic, Advanced pad	Y00666
			20	Headrest Advanced	Y00667
			21	Headrest Advanced, Basic Pad	Y00668
			22	Cover headrest Basic pad	Y00648
			22	Cover headrest Advanced pad	Y00649
			23	Electrical inflator	Y00609
			24	Seat cushion	Y00476
				Seat cushion depth 39 cm	Y00550
				Seat cushion depth 42 cm	Y00551
				Seat cushion depth 45 cm	Y00552
				Seat cushion depth 48 cm (only i.c.w. Y00710)	Y00841
				Seat cushion depth 51 cm (only i.c.w. Y00710)	Y00842

## REMARKS

Sunrise Medical HCM can tailor solutions to meet your requirements. Please contact your Sunrise Medical HCM contact person for all additional wishes that are not described above.

P.O.A. = price on application, D.O.R. = Delivery time on request

Prices in euros excluding VAT. This price list will replace all previous price list versions. We reserve the right to change (price) modifications and incorrections.