

# TROPHY



T: +31 (0)492 593 888  
 F: +31 (0)492 546 497  
[customerservice@sunrisemedical.nl](mailto:customerservice@sunrisemedical.nl)  
[www.SunriseMedical.nl](http://www.SunriseMedical.nl)

Valid from	nov-23	Version	1.0
Until	nov-24		
Dealer	Date		
Reference No.			
Delivery address	Quantity		
	UNIT-ID 0075		



The picture shown may deviate from the standard configuration









## Basic configuration exclusive VAT €

- Trophy, ultimate comfort and perfect driving characteristics!
- Also the popular choice for people with back discomfort rheumatism or a limited hand function!
- Unparalleled suspension
- Fully adjustable tiller and console
- Standard colour red metallic
- ICLS steering (steers just like a car)
- Adaptive display brightness
- Easy and ergonomic single-handed control
- Large comfortable wheels
- Comfortable Master Seat: Adjustable seat height - turn-away and sliding seat - high backrest and excellent lateral support - adjustable backrest and lumbar support - swing-away armrests with angle adjustment
- Front basket
- Mirror (left-hand side)
- Lights with integrated brake lights
- Clear indicators
- Safe slope indicator
- Mudguards
- Front and rear bumpers
- 4-point transport tie-down system



The standard configuration below is indicated with 'basic'. If an alternative option is required please mark clearly by ticking the associated box.

**THE CODES WHICH ARE MENTIONED BEHIND THE OPTIONS, ARE NOT ARTICLE NUMBERS. ALWAYS USE THESE CODES IN COMBINATION WITH THE PRICE LIST-ID NUMBER MENTIONED ABOVE.**

### CONFIGURATION





		option ID
<input type="checkbox"/>		1 3-wheel Y00103
<input type="checkbox"/>		2 4-wheel Y00104
<input type="checkbox"/>		Tyres black road Y01350
<input type="checkbox"/>		Tyres black outdoor (D.O.R.) Y01500
<input type="checkbox"/>		Tyres grey road Y01351
<input type="checkbox"/>		Tyres grey outdoor (D.O.R.) Y01505
<input type="checkbox"/>		3 Sparkling champagne metallic Y00498
<input type="checkbox"/>		4 Graphite black metallic Y01354
<input type="checkbox"/>		5 Moonstone blue metallic Y01355
<input type="checkbox"/>		6 Red metallic Y01514
<input type="checkbox"/>		7 Platinum white metallic Y01357

### SPEED




		option ID
<input type="checkbox"/>		Speed unit in km/h Y01334
<input type="checkbox"/>		Speed unit in mph Y01335
<input type="checkbox"/>		Speed 12 km/h Y00217
<input type="checkbox"/>		Speed 15 km/h Y00218
<input type="checkbox"/>		1 Alpine model, 35% more traction, max. speed 10 km/h Y01421
<input type="checkbox"/>		1 Alpine model, 35% more traction, max. speed 11 km/h Y00080
<input type="checkbox"/>		2 StVZO configuration and approval (only for Germany) Y00516

USER WEIGHT		option ID
<input type="checkbox"/>	User weight up to 130 kg (can be fine-tuned by dealer)	Y00405
<input type="checkbox"/>	User weight from 90 to 160 kg (can be fine-tuned by dealer)	Y00406














  

CONTROLLERS		option ID
	1 Finger/hand control, right	Y00282
	1 Finger/hand control, left	Y00281
	1 Finger/hand control, dual, choose also throttle switch (standard delivered with man	Y00280
	2 Foot throttle pedal (foot throttle only, to combine with finger/hand control, see Y013	Y00284
	2 Foot throttle pedal (foot throttle only, to combine with finger/hand control, see Y013	Y00283
	2 Foot throttle pedal (foot throttle only, to combine with finger/hand control, see Y013	Y00285
	Foot throttle pedal i.c.w. finger/hand control, choose also foot throttle, one finger/h	Y01337
	Manual throttle switch (only i.c.w finger/hand control dual or finger/hand and foot th	Y01338
	Intelligent throttle switch (only i.c.w finger/hand control dual or finger/hand and foot	Y01339
	3 Emergency stop button	Y00279
	4 Cruise Control (incl. emergency stop button)	Y01340
	Reverse beep	Y01344

SEAT CUSHIONS		option ID
	1 Master Seat	Y00455
	2 Headrest Master Seat	Y00453
	3 Height adjustable armrest, 20 (standard), 22 and 24 cm	Y00445
	Chair fixation handle, right	Y00447
	Chair fixation handle, left	Y00448














  

ACCESSORIES		option ID
	2 Cane/crutch holder mounted to chassis (not i.c.w. walking aid holder, rear basket,	Y00014
	3 Cane/crutch holder mounted to seat, horizontal	Y00781
	4 Cane/crutch holder mounted to seat, vertical	Y00782
	5 Walking aid holder rear for Gemino (not i.c.w. StVZO configuration, cane/crutch hc	Y00039
	6 Mirror, right	Y00026
	7 Mirror, left	Y00025
	8 Anti-tip wheels	Y00004
	9 Protective foil for front mudguards 4-wheel	Y00018
	10 Front basket	Y00009
	11 Rear basket (not i.c.w. StVZO configuration, cane/crutch holder mounted to chassi	Y00008
	12 Luggage carrier (not i.c.w. StVZO configuration, cane/crutch holder mounted to ch	Y00022
	13 Oxygen tank holder	Y01365
	14 Lap strap roll-up with roll-up (only i.c.w. Master Seat)	Y00031

BATTERIES & CHARGERS		option ID
<input type="checkbox"/>	Batteries approx. 60 Ah (C20) GEL, set	Y00046
<input type="checkbox"/>	Batteries approx. 80 Ah (C20) GEL, set	Y00048
<input type="checkbox"/>	Charger 24V - 8A	Y00050
<input type="checkbox"/>	Charger 24V - 12A	Y00051

ADAPTATIONS		option ID
<b>CONTROLS</b>		
	1 T-steering single control, right	Y02067
	1 T-steering single control, left	Y02070
	Double control on T-steering (choose also type of throttle switch, not i.c.w. foot thr	Y02239
	T-steering for foot throttle only (without foot throttle type)	Y02258
<b>SEAT CUSHIONS</b>		
	4 Sedeo Pro seating system (restricted slope performance, only i.c.w. anti-tip wheel	Y02072
	5 Master Seat with fabric upholstery	Y00456
	6 Height adjustable armrests, stepless (19 - 33 cm), extra long and soft	Y00446
	7 Elevated footplate for SH 35 - 42 cm	Y00452
	8 Angle adjustable footrest, range of 0° till 50° (not i.c.w. 4-wheel)	Y00444
	9 Comfort swing-away legrest with calf plate, incl. legrest bracket (not i.c.w. 4-wheel	Y00450
	10 Comfort swing-away legrest with calf plate, incl. legrest bracket (not i.c.w. 4-wheel	Y00449
	11 Legrest holder, fixed angle of 20° (legrest excluded) (only i.c.w. Master Seat), right	Y01498
	12 Legrest holder, fixed angle of 20° (legrest excluded) (only i.c.w. Master Seat), left	Y01497
	13 Legrest holder, fixed angle of 20° (legrest set excluded) (only i.c.w. Master Seat), t	Y01499

REMARKS	

Sunrise Medical HCM can tailor solutions to meet your requirements. Please contact your Sunrise Medical HCM contact person for all additional wishes that are not described above.