

Adresse de facturation:
Nom:
Adresse:
Ville: Code postal:
E-Mail:
Tel: Fax:

Adresse de livraison:
Nom:
Adresse:
Ville: Code postal:
E-Mail:
Tel: Fax:

Date de Commande:
Bon de Commande:
Votre Ref:



Encodage:
Numéro de commande Sunrise:

- Order
 Offerte

- = Standard = Avec supplément
 = Sans supplément

Customer Service: commandes@sunrisemedical.be

Prix en euro's, à partir de € 2.039,83 (TVA 6% incluse)
AV/Q nr. 113134

Sous réserve de modifications. Valable jusqu'à nouvel ordre ou jusqu'au 31-12-2024.

Sur toutes les transactions avec nous sont les conditions générales de vente et de livraison d'application de Sunrise Medical B.V., qui sont déposés à la chambre de Commerce et aussi disponible auprès de notre le service client.

ETAPE 1 : CHOISIR UNE COMBINAISON BARRE ET COUSSINET










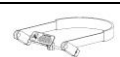
BARRE				
TYPE COUSSINET	AXYS	LINX	PRO	COBRA-FB
	<input type="checkbox"/> AXYS-P4L ss <input type="checkbox"/> AXYS-P2L ss <input type="checkbox"/> AXYS-P1L ss <input type="checkbox"/> AXYS-P3L ss <input type="checkbox"/> AXYS-P8L ss	<input type="checkbox"/> LINX-P4L ss <input type="checkbox"/> LINX-P2L ss <input type="checkbox"/> LINX-P1L ss <input type="checkbox"/> LINX-P3L ss <input type="checkbox"/> LINX-P8L ss	<input type="checkbox"/> PRO-P4L ss <input type="checkbox"/> PRO-P2L ss <input type="checkbox"/> PRO-P1L ss <input type="checkbox"/> PRO-P3L ss <input type="checkbox"/> PRO-P8L ss	<input type="checkbox"/> FB-COBRA-P4L ss <input type="checkbox"/> FB-COBRA-P2L ss <input type="checkbox"/> FB-COBRA-P1L ss <input type="checkbox"/> FB-COBRA-P3L ss <input type="checkbox"/> FB-COBRA-P8L ss
	<input type="checkbox"/> AXYS-P44L ss <input type="checkbox"/> AXYS-P22L ss <input type="checkbox"/> AXYS-P12L ss <input type="checkbox"/> AXYS-AP1L ss <input type="checkbox"/> AXYS-AP2L ss	<input type="checkbox"/> LINX-P44L ss <input type="checkbox"/> LINX-P22L ss <input type="checkbox"/> LINX-P12L ss <input type="checkbox"/> LINX-AP1L ss <input type="checkbox"/> LINX-AP2L ss	<input type="checkbox"/> PRO-P44L ss <input type="checkbox"/> PRO-P22L ss <input type="checkbox"/> PRO-P12L ss <input type="checkbox"/> PRO-AP1L ss <input type="checkbox"/> PRO-AP2L ss	<input type="checkbox"/> FB-COBRA-P12L ss <input type="checkbox"/> FB-COBRA-AP1L ss <input type="checkbox"/> FB-COBRA-AP2L ss
	<input type="checkbox"/> AXYS-CCS4L ss <input type="checkbox"/> AXYS-CCS3L ss <input type="checkbox"/> AXYS-CCS2L ss <input type="checkbox"/> AXYS-CCP4L ss <input type="checkbox"/> AXYS-CCP3L ss <input type="checkbox"/> AXYS-CCP2L ss	<input type="checkbox"/> LINX-CCS4L ss <input type="checkbox"/> LINX-CCS3L ss <input type="checkbox"/> LINX-CCS2L ss <input type="checkbox"/> LINX-CCP4L ss <input type="checkbox"/> LINX-CCP3L ss <input type="checkbox"/> LINX-CCP2L ss	<input type="checkbox"/> PRO-CCS4L ss <input type="checkbox"/> PRO-CCS3L ss <input type="checkbox"/> PRO-CCS2L ss <input type="checkbox"/> PRO-CCP4L ss <input type="checkbox"/> PRO-CCP3L ss <input type="checkbox"/> PRO-CCP2L ss	<input type="checkbox"/> FB-COBRA-CCS4L ss <input type="checkbox"/> FB-COBRA-CCS3L ss <input type="checkbox"/> FB-COBRA-CCS2L ss <input type="checkbox"/> FB-COBRA-CCP4L ss <input type="checkbox"/> FB-COBRA-CCP3L ss <input type="checkbox"/> FB-COBRA-CCP2L ss
	<input type="checkbox"/> AXYS-SS10L ss <input type="checkbox"/> AXYS-SS8L ss <input type="checkbox"/> AXYS-SS4L ss <input type="checkbox"/> AXYS-SS3L ss	<input type="checkbox"/> LINX-SS10L ss <input type="checkbox"/> LINX-SS8L ss <input type="checkbox"/> LINX-SS4L ss <input type="checkbox"/> LINX-SS3L ss	<input type="checkbox"/> PRO-SS10L ss <input type="checkbox"/> PRO-SS8L ss <input type="checkbox"/> PRO-SS4L ss <input type="checkbox"/> PRO-SS3L ss	<input type="checkbox"/> FB-COBRA-SS10L ss <input type="checkbox"/> FB-COBRA-SS8L ss <input type="checkbox"/> FB-COBRA-SS4L ss <input type="checkbox"/> FB-COBRA-SS3L ss
	<input type="checkbox"/> AXYS-8L ss <input type="checkbox"/> AXYS-5L ss <input type="checkbox"/> AXYS-2L ss <input type="checkbox"/> AXYS-1L ss	<input type="checkbox"/> LINX-8L ss <input type="checkbox"/> LINX-5L ss <input type="checkbox"/> LINX-2L ss <input type="checkbox"/> LINX-1L ss	<input type="checkbox"/> PRO-8L ss <input type="checkbox"/> PRO-5L ss <input type="checkbox"/> PRO-2L ss <input type="checkbox"/> PRO-1L ss	<input type="checkbox"/> FB-COBRA-8L ss <input type="checkbox"/> FB-COBRA-5L ss <input type="checkbox"/> FB-COBRA-2L ss <input type="checkbox"/> FB-COBRA-1L ss
	<input type="checkbox"/> AXYS-7L ss <input type="checkbox"/> AXYS-6L ss <input type="checkbox"/> AXYS-4L ss <input type="checkbox"/> AXYS-3L ss	<input type="checkbox"/> LINX-7L ss <input type="checkbox"/> LINX-6L ss <input type="checkbox"/> LINX-4L ss <input type="checkbox"/> LINX-3L ss	<input type="checkbox"/> PRO-7L ss <input type="checkbox"/> PRO-6L ss <input type="checkbox"/> PRO-4L ss <input type="checkbox"/> PRO-3L ss	<input type="checkbox"/> FB-COBRA-7L ss <input type="checkbox"/> FB-COBRA-6L ss <input type="checkbox"/> FB-COBRA-4L ss <input type="checkbox"/> FB-COBRA-3L ss

ETAPE 2 : CHOISIR UNE PIECE DE FIXATION EN FONCTION DU TYPE DE BARRE SELECTIONNEE A L'ETAPE 1 (1)

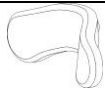







	<input checked="" type="checkbox"/> Standard (M2500) std <input type="checkbox"/> Standard Double (2x M2500) € 162,58 <input type="checkbox"/> Escamotable (M5500) ss <input type="checkbox"/> Sans ss	<input checked="" type="checkbox"/> Standard (M2300) std <input type="checkbox"/> Standard Double (2x M2300) € 162,58 <input type="checkbox"/> Escamotable (M5300) ss <input type="checkbox"/> Sans ss	<input checked="" type="checkbox"/> Standard (M2200-WB) std <input type="checkbox"/> Standard Double (2x M2200-WB) € 162,58 <input type="checkbox"/> Escamotable (M5200) ss <input type="checkbox"/> Sans ss	La barre COBRA inclus de série une pièce de fixation escamotable Option <input type="checkbox"/> Fixation universelle pour mast repose-tête (JAYWMM1010UNI) ss
	Option <input type="checkbox"/> Fixation universelle pour mast repose-tête (JAYWMM1010UNI) ss	Option <input type="checkbox"/> Fixation universelle pour mast repose-tête (JAYWMM1010UNI) ss	Option <input type="checkbox"/> Fixation universelle pour mast repose-tête (JAYWMM1010UNI) ss	

(1) attention : les coussins repose-tête du type specialty dual plush ont besoin de deux récepteurs repose-tête escamotable. et ne sont pas compatible avec le mast de repose-tête

ETAPE 3 : CHOISIR SI NECESSAIRE UNE SANGLE FRONTALE EN FONCTION DU TYPE DE COUSSINET

Coussinets						
SANGLES FRONTALES						
	Plush	Specialty Plush	Contoured Cradle	Single Sub-occipital	S.O.F.T ADULT	S.O.F.T Pediatric
 DYNAMIQUE	<input type="radio"/> DFS10 (ADULT) ss <input type="radio"/> DFS30 (PED.) ss	<input type="radio"/> DFS10 (ADULT) ss <input type="radio"/> DFS30 (PED.) ss	<input type="radio"/> DFS10 (ADULT) ss <input type="radio"/> DFS30 (PED.) ss	<input type="radio"/> DFS1 (ADULT) ss <input type="radio"/> DFS3 (PED.) ss	<input type="radio"/> DFS1 (ADULT) ss <input type="radio"/> DFS3 (PED.) ss	<input type="radio"/> DFS1 (ADULT) ss <input type="radio"/> DFS3 (PED.) ss
 SEMI-DYNAMIQUE	<input type="radio"/> DFSQ10 (ADULT) ss <input type="radio"/> DFSQ30 (PED.) ss	<input type="radio"/> DFSQ10 (ADULT) ss <input type="radio"/> DFSQ30 (PED.) ss	<input type="radio"/> DFSQ10 (ADULT) ss <input type="radio"/> DFSQ30 (PED.) ss	<input type="radio"/> DFSQ1 (ADULT) ss <input type="radio"/> DFSQ3 (PED.) ss	<input type="radio"/> DFSQ1 (ADULT) ss <input type="radio"/> DFSQ3 (PED.) ss	<input type="radio"/> DFSQ1 (ADULT) ss <input type="radio"/> DFSQ3 (PED.) ss
 CASQUETTE	<input type="radio"/> CAP10 (ADULT) ss <input type="radio"/> CAP30-R (PED.) ss <input type="radio"/> CAP30-B (PED.) ss	<input type="radio"/> CAP10 (ADULT) ss <input type="radio"/> CAP30-R (PED.) ss <input type="radio"/> CAP30-B (PED.) ss	<input type="radio"/> CAP10 (ADULT) ss <input type="radio"/> CAP30-R (PED.) ss <input type="radio"/> CAP30-B (PED.) ss	<input type="radio"/> CAP1 (ADULT) ss <input type="radio"/> CAP3-R (PED.) ss <input type="radio"/> CAP3-B (PED.) ss	<input type="radio"/> CAP1 (ADULT) ss <input type="radio"/> CAP3-R (PED.) ss <input type="radio"/> CAP3-B (PED.) ss	<input type="radio"/> CAP1 (ADULT) ss <input type="radio"/> CAP3-R (PED.) ss <input type="radio"/> CAP3-B (PED.) ss
 STATIQUE	<input type="radio"/> HU10 ss	<input type="radio"/> HU10 ss	<input type="radio"/> HU10 ss	<input type="radio"/> HU1 ss	<input type="radio"/> HU1 ss	<input type="radio"/> HU1 ss

ETAPE 4 : CHOISIR SI NECESSAIRE UN SUPPORT LATERAL EN FONCTION DU TYPE DE COUSSINET

Coussinets						
SUPPORT LATERAL FACIAL						
	Plush	Specialty Plush	Contoured Cradle	Single Sub-occipital	S.O.F.T ADULT	S.O.F.T Pediatric
 SUPPORT UNILATERAL	<input type="radio"/> 1 x LFC 10-PLL ss <input type="radio"/> 1 x LFC 15-PLL ss <input type="radio"/> 1 x LFC 20-PLL ss <input type="radio"/> 1 x LFC 25-PLL ss <input type="radio"/> 1 x LFC 30-PLL ss <input type="radio"/> 1 x LFC 35-PLL ss <input type="radio"/> 1 x LFC 40-PLL ss	<input type="radio"/> 1 x LFC 10-PLL ss <input type="radio"/> 1 x LFC 15-PLL ss <input type="radio"/> 1 x LFC 20-PLL ss <input type="radio"/> 1 x LFC 25-PLL ss <input type="radio"/> 1 x LFC 30-PLL ss <input type="radio"/> 1 x LFC 35-PLL ss <input type="radio"/> 1 x LFC 40-PLL ss	<input type="radio"/> 1 x LFC 10-CSL ss <input type="radio"/> 1 x LFC 15-CSL ss <input type="radio"/> 1 x LFC 20-CSL ss <input type="radio"/> 1 x LFC 25-CSL ss <input type="radio"/> 1 x LFC 30-CSL ss <input type="radio"/> 1 x LFC 35-CSL ss <input type="radio"/> 1 x LFC 40-CSL ss	<input type="radio"/> 1 x LFC 10L ss <input type="radio"/> 1 x LFC 15L ss <input type="radio"/> 1 x LFC 20L ss <input type="radio"/> 1 x LFC 25L ss <input type="radio"/> 1 x LFC 30L ss <input type="radio"/> 1 x LFC 35L ss <input type="radio"/> 1 x LFC 40L ss	<input type="radio"/> 1 x LFC 10L ss <input type="radio"/> 1 x LFC 15L ss <input type="radio"/> 1 x LFC 20L ss <input type="radio"/> 1 x LFC 25L ss <input type="radio"/> 1 x LFC 30L ss <input type="radio"/> 1 x LFC 35L ss <input type="radio"/> 1 x LFC 40L ss	<input type="radio"/> 1 x LFC 10L ss <input type="radio"/> 1 x LFC 15L ss <input type="radio"/> 1 x LFC 20L ss <input type="radio"/> 1 x LFC 25L ss <input type="radio"/> 1 x LFC 30L ss <input type="radio"/> 1 x LFC 35L ss <input type="radio"/> 1 x LFC 40L ss
 SUPPORT BILATERAL	<input type="radio"/> 1 x LFC 10-PL2L ss <input type="radio"/> 1 x LFC 15-PL2L ss <input type="radio"/> 1 x LFC 20-PL2L ss <input type="radio"/> 1 x LFC 25-PL2L ss <input type="radio"/> 1 x LFC 30-PL2L ss <input type="radio"/> 1 x LFC 35-PL2L ss <input type="radio"/> 1 x LFC 40-PL2L ss	<input type="radio"/> 1 x LFC 10-PL2L ss <input type="radio"/> 1 x LFC 15-PL2L ss <input type="radio"/> 1 x LFC 20-PL2L ss <input type="radio"/> 1 x LFC 25-PL2L ss <input type="radio"/> 1 x LFC 30-PL2L ss <input type="radio"/> 1 x LFC 35-PL2L ss <input type="radio"/> 1 x LFC 40-PL2L ss	<input type="radio"/> 1 x LFC 10-CS2L ss <input type="radio"/> 1 x LFC 15-CS2L ss <input type="radio"/> 1 x LFC 20-CS2L ss <input type="radio"/> 1 x LFC 25-CS2L ss <input type="radio"/> 1 x LFC 30-CS2L ss <input type="radio"/> 1 x LFC 35-CS2L ss <input type="radio"/> 1 x LFC 40-CS2L ss	<input type="radio"/> 2 x LFC 10L ss <input type="radio"/> 2 x LFC 15L ss <input type="radio"/> 2 x LFC 20L ss <input type="radio"/> 2 x LFC 25L ss <input type="radio"/> 2 x LFC 30L ss <input type="radio"/> 2 x LFC 35L ss <input type="radio"/> 2 x LFC 40L ss	<input type="radio"/> 2 x LFC 10L ss <input type="radio"/> 2 x LFC 15L ss <input type="radio"/> 2 x LFC 20L ss <input type="radio"/> 2 x LFC 25L ss <input type="radio"/> 2 x LFC 30L ss <input type="radio"/> 2 x LFC 35L ss <input type="radio"/> 2 x LFC 40L ss	<input type="radio"/> 2 x LFC 10L ss <input type="radio"/> 2 x LFC 15L ss <input type="radio"/> 2 x LFC 20L ss <input type="radio"/> 2 x LFC 25L ss <input type="radio"/> 2 x LFC 30L ss <input type="radio"/> 2 x LFC 35L ss <input type="radio"/> 2 x LFC 40L ss

LA DEFINITION	AViQ nr.	IDEN. nr.	Prix public	Supplement
Whitmyer / Hoofdsteun PRO	113134	203131000046	€ 2.039,83	€ 0,00
Whitmyer / Hoofdsteun AXYS	113134	203131000021	€ 2.039,83	€ 0,00
Whitmyer / Hoofdsteun COBRA-FB	113134	203131000055	€ 2.039,83	€ 0,00
Whitmyer / Hoofdsteun LINX	113134	203131000037	€ 2.039,83	€ 0,00

Jay Whitmyer - Prix de base	€
Prix des options	€
Prix total	€

Service Clientèle Sunrise Medical
Tél.: +32 (0)2 588 23 71
E-mail: commandes@sunrisemedical.be

Pour plus d'information
visiter notre website
www.sunrisemedical.be
© Sunrise Medical 2024 Page 2/2