

TECHNICAL DATA


S-SERIES	S400	S410 HP	S425	S700	S800
Max speed	6 kph	10 kph	12 kph	6 kph / 12 kph / 15 kph	10 kph / 12 kph / 18 kph
Max. user weight	136 kg	160 kg	150 kg	160 kg	160 kg
Battery size	38 Ah x 2	55 Ah x 2	55 Ah x 2	75 Ah x 2	Lithium-ion 70Ah
Charger	5 A	8 A	8 A	8 A	8 A
Max. potential range*	37 km	40 km	44 km	45 km	50 km
Max. power (peak)	1000 W	1400 W	1200 W	2700 W	1400 W
All around LED lighting	Yes	Yes	Yes	Yes	Yes
Easy adjust tiller & wig wag control	Yes	Yes	Yes	Yes	Thumb throttle left or right
Suspension	Yes	Yes	Yes	Yes - advanced	Yes
Tyres	250 mm pneumatic	250 mm pneumatic	300 mm pneumatic	330 mm pneumatic	452 mm pneumatic
Overall width / length	645 x 1345 mm	645 x 1240 mm	655 mm x 1345 mm	657 x 1500 mm	680 mm x 1370 mm
Seat width x depth	460 x 460 mm	490 x 490 mm	490 x 490 mm	490 x 490 mm	490 x 490 mm
Seat height range	450 x 500 mm	450 x 500 mm	450 x 500 mm	450 x 500 mm	380 x 420 mm
Minimum turning radius	1520 mm	900 mm	1520 mm	1480 mm	1400 mm
Colour	Silver Metallic	Red / Blue	Carbon Metallic	Silver / Black / Carbon	Green
Scooter weight inc. batteries	109 kg	116 kg	117 kg	146 kg	100 kg

* Max potential range based on industry benchmark range figures for similar products and battery sizes

All over Europe, thousands of people have made their lives easier with a STERLING mobility scooter by Sunrise Medical. For over 30 years, STERLING have designed and built mobility scooters to the highest standards, giving the comfort and safety every customer needs. For further information on product options please check the order form on our website. You can view this document also in a larger font on a PDF-file at www.SunriseMedical.eu

Sunrise Medical GmbH
Kahlbachring 2-4
69254 Malsch/HD
Tel.: +49 (0) 72 53 / 9 80-0
Fax: +49 (0) 72 53 / 9 80-222
E-Mail: international@sunrisemedical.de

For further information on the full specification, options, and accessories, please refer to the order form. All information is subject to change without notification. Please consult Sunrise Medical with any queries you may have.

 If you are visually impaired, this document can be viewed in PDF format at www.SunriseMedical.eu.



LUXURY
IN MOTION



INNOVATIVE S-SERIES SCOOTERS

From the shopping mall to the country, the new luxury S-Series by STERLING are ready for any journey. Packed full of brilliant features with superb driving dynamics, and looking sharp from every angle, there's an S-Series mobility scooter to suit everyone.



S400



S400 - Best for urban and indoor environments

- Compact size makes it maneuverable in tight spaces
- Smaller 250 mm (10") wheels ideal for smooth surfaces
- Maximum speed of 6 kph (4 mph) and 37 km range
- **Ideal for users who need an easy to use, city-friendly scooter**

S410 HP



S410 HP - Designed to navigate tight spaces

- Most compact and nimble scooter in the S-series range
- 120-amp controller providing additional drive performance and a maximum speed of 10 kph (6 mph)
- Increased user weight of 160 kg
- **Ideal for users seeking perfect indoor & outdoor maneuverability**

S425



S425 - Seamless performance indoors and outdoors

- Larger 300 mm (12") wheels for better obstacle handling
- Maximum speed of 12.8 kph (8 mph) and 55 Ah battery allowing for longer trips of 44 km
- **Perfectly blends urban convenience with outdoor versatility, offering extended range for those who need it**

S700



S700 - Geared for outdoor adventures and robust terrain

- Even larger 330 mm (13") wheels for tackling uneven surfaces, kerbs, and gradients up to 10°
- Highest speed (up to 15 kph), biggest range (45 km), thanks to its larger 75 Ah battery
- Enhanced suspension system for greater comfort on rough terrain
- Increased user weight of 160 kg
- **Built for users seeking high performance and outdoor comfort for longer journeys**

S800 by Scoozy



S800 by Scoozy – Drive the new way

- A modern open-frame design
- Unique legroom space and a lower center of gravity providing a most comfortable ride
- Higher top speed of up to 18 km/h and a range of up to 50 km
- A bicycle-style handlebar, equipped with intuitive controls, ensures easy driving
- Track performance, receive safety alerts, and stay in control anytime, anywhere with the Sterling app (not available in all markets yet)
- **For those who want to stand out from the crowd while taking kerbs and obstacles with ease on different terrain**



ADVANCED LED LIGHTING

Powerful all-around LED lighting, approved for road use. With lifetime performance, changing bulbs is a thing of the past.

INNOVATION IN DESIGN

With advanced LED lighting technology, the S-Series scooters are 400 times more energy efficient than standard bulbs, meaning more battery power and range every trip.

Safety as standard, S-Series models all feature rear high visibility LED indicators, position and brake lights.



→ **Innovative active anti-tip wheels**
Move up as you ride over obstacles,
and keep you safe on slopes.



S400

FOR URBAN AND INDOOR ENVIRONMENTS

The S400 **6 kph** luxury compact scooter with big features, is **highly maneuverable** around shopping centres or busy high streets, and with the all-around suspension as standard makes every journey a comfortable one.

With **37 km range** batteries the S400 is ideal for trips around town, plus with the bright, energy efficient LED's lighting your way, you're just as visible on those late-night shopping trips as you are during the day.



Max Speed: **6 kph**



Colour: **Silver Metallic**



Batteries: **38 Ah**



Wheel size: **250 mm**



Max. user weight: **136 kg**



Waterproof soft touch controls featuring easy to use speed adjustment, LED battery gauge and a powerful horn.

CONTROLS DESIGNED FOR YOU

Finding your perfect driving position is a breeze with the infinitely adjustable tiller. Clever design means the headlight automatically tilts as the tiller is adjusted.

Unique wig-wag design means natural driving using finger or thumb control. The large ergonomically designed delta handlebar makes every journey a comfortable one.



Safety and style as standard, every S-Series scooter comes with two carbon effect mirrors

The removable basket with carry handle, useful for those shopping trips.






S410 HP

DESIGNED TO NAVIGATE TIGHT SPACES

The S410 HP is the **most compact and nimble** scooter in the S-series, offering exceptional maneuverability for navigating tight spaces with ease. Whether indoors or outdoors, it delivers reliable performance while maintaining a sleek, easy-to-handle design.

Powered by a 120-amp controller, the S410 HP **provides enhanced traction and reaches a maximum speed of 10 kph** (6 mph), ensuring smooth movement. With an increased user weight capacity of up to **160 kg**, it combines strength and flexibility to accommodate a wide range of users.



	Max Speed: 10 kph
	Colour: Red, Blue
	Batteries: 55 Ah
	Wheel size: 250 mm
	Max. user weight: 160 kg

S425

COMPACT OUTDOOR SCOOTER

The luxury S425 crams in all of the features of its little brother, but with added power!

Taking the bright, front/rear LED lights, comfortable all-around suspension and combining it with a maximum speed of **12 kph**, the S425 is suitable for road use as well as on pavements.

The increased wheel height will help to tackle those usual outdoor obstacles, and longer journeys can be handled with ease as the larger **55 Ah** batteries will help to power your way.



Max Speed: **12 kph**



Colour: **Carbon Metallic**



Batteries: **55 Ah**



Wheel size: **300 mm**



Max. user weight: **150 kg**



LUXURY SEATING

The multi-adjustable luxury seating is designed to make every journey a comfortable one.

COMFORT ON EVERY TRIP

The S-SERIES advanced seating solution, takes comfort to the highest level, from the seat height, depth and recline adjustments, to the flip up, width, angle and depth adjustable comfort armrests – every feature has been designed for comfort – for you.



→ Infinite seat depth adjustable



→ Quick backrest angle adjustment



→ Seat rotation enables comfortable transfers

S700

PERFORMANCE OUTDOOR SCOOTERS

The luxury S700, with superior outdoor performance is your perfect companion for outdoor adventures, to take you where you want to go.

There's no need to worry about distance either as the large **75 Ah** battery size will power an extended **range of 45 km** and a lively top speed of **15 kph**.

Gradients, and higher **kerbs are tackled with ease** and the large tyres and **advanced 4-wheel suspension** provides a smooth, rewarding drive each and every time.



	Max Speed: Up to 15 kph
	Colour: Silver- / Carbon- / Black Metallic
	Batteries: 75 Ah
	Wheel size: 330 mm
	Max. user weight: 160 kg





DRIVE THE NEW WAY

Modern, stylish, and built for adventure – with its 4 large wheels, advanced suspension, and a powerful lithium battery, it delivers **stability and comfort on any terrain**.

Designed with **bike-style handlebar controls**, it's the perfect choice for those wanting to maintain an active lifestyle and independence on both urban streets and nature trails. Turn heads wherever you go. With sleek, modern aesthetics **and market-leading design**, this scooter isn't just a mode of transport – it's a statement.



	Max Speed: 10 kph / 12 kph / 18 kph
	Colour: Green
	Batteries: Lithium-ion 24V 70Ah
	Wheel size: 452 mm
	Max. user weight: 160 kg