



**SUNRISE**  
MEDICAL

**QUICKIE**

Edition: 01.25  
Valid until: 10.25

**Life R**

Invoice to:

Name:

Street:

Town:

Postal code:

E-Mail:

Tel:

Fax:



Deliver to:

Name:

Street:

Town:

Postal code:

E-Mail:

Tel:

Fax:

Order date:

Purchase order:

Number required:

Marked for:

Sunrise order no:

☐ Order ☐ Calculation ☐ Built 4 me

• = Standard  
○ = No cost option

☐ = Cost option

Art. no.: 84400101

Max. user weight: 125 kg

USER WEIGHT

kg

Mandatory information to ensure correct configuration

**Base Price**

**CLIENT MEASUREMENT** (all measurements in mm without cushion)

**SEAT WIDTH SELECTION** - measured from outside frame tube to outside frame tube (mm)

340	360	380	400	420	440	460	480
<input type="radio"/>	<input type="radio"/>	<input type="radio"/>	<input type="radio"/>	<input type="radio"/>	<input type="radio"/>	<input type="radio"/>	<input type="radio"/>

**SEAT DEPTH SELECTION** - measured in mm

360	380	400	420	440	460	480	500
<input type="radio"/>	<input type="radio"/>	<input type="radio"/>	<input type="radio"/>	<input type="radio"/>	<input type="radio"/>	<input type="radio"/>	<input type="radio"/>
Short Frame			Medium Frame		Long Frame		

**FRONT SEAT HEIGHT SELECTION:** in dependance of front castors and frame versions

		Front seat height (mm)												
		Fork type (mm)	390	400	410	420	430	440	450	460	470	480	490	500
Front Castor	4"	Aluminium (131mm)	<input type="radio"/>	<input type="radio"/>	<input type="radio"/>	<input type="radio"/>	<input type="radio"/>	<input type="radio"/>	<input type="radio"/>	<input type="radio"/>	<input type="radio"/>	<input type="radio"/>	<input type="radio"/>	<input type="radio"/>
		Aluminium (158mm)	<input type="radio"/>	<input type="radio"/>	<input type="radio"/>	<input type="radio"/>	<input type="radio"/>	<input type="radio"/>	<input type="radio"/>	<input type="radio"/>	<input type="radio"/>	<input type="radio"/>	<input type="radio"/>	<input type="radio"/>
	5"	Aluminium (131mm)	<input type="radio"/>	<input type="radio"/>	<input type="radio"/>	<input type="radio"/>	<input type="radio"/>	<input type="radio"/>	<input type="radio"/>	<input type="radio"/>	<input type="radio"/>	<input type="radio"/>	<input type="radio"/>	<input type="radio"/>
		Aluminium (158mm)	<input type="radio"/>	<input type="radio"/>	<input type="radio"/>	<input type="radio"/>	<input type="radio"/>	<input type="radio"/>	<input type="radio"/>	<input type="radio"/>	<input type="radio"/>	<input type="radio"/>	<input type="radio"/>	<input type="radio"/>
	6"	Aluminium (131mm)	<input type="radio"/>	<input type="radio"/>	<input type="radio"/>	<input type="radio"/>	<input type="radio"/>	<input type="radio"/>	<input type="radio"/>	<input type="radio"/>	<input type="radio"/>	<input type="radio"/>	<input type="radio"/>	<input type="radio"/>
		Aluminium (158mm)	<input type="radio"/>	<input type="radio"/>	<input type="radio"/>	<input type="radio"/>	<input type="radio"/>	<input type="radio"/>	<input type="radio"/>	<input type="radio"/>	<input type="radio"/>	<input type="radio"/>	<input type="radio"/>	<input type="radio"/>
	7"	Aluminium (158mm)	<input type="radio"/>	<input type="radio"/>	<input type="radio"/>	<input type="radio"/>	<input type="radio"/>	<input type="radio"/>	<input type="radio"/>	<input type="radio"/>	<input type="radio"/>	<input type="radio"/>	<input type="radio"/>	<input type="radio"/>
			<input type="radio"/>	<input type="radio"/>	<input type="radio"/>	<input type="radio"/>	<input type="radio"/>	<input type="radio"/>	<input type="radio"/>	<input type="radio"/>	<input type="radio"/>	<input type="radio"/>	<input type="radio"/>	<input type="radio"/>

Max. difference front/ rear seat height: 0 - 110 mm

**REAR SEAT HEIGHT SELECTION:** in dependance of rear wheel size

		Rear seat height (mm)											
Wheels		360	370	380	390	400	410	420	430	440	450	460	470
22"		<input type="radio"/>	<input type="radio"/>	<input type="radio"/>	<input type="radio"/>	<input type="radio"/>	<input type="radio"/>	<input type="radio"/>	<input type="radio"/>	<input type="radio"/>	<input type="radio"/>	<input type="radio"/>	<input type="radio"/>
24"		<input type="radio"/>	<input type="radio"/>	<input type="radio"/>	<input type="radio"/>	<input type="radio"/>	<input type="radio"/>	<input type="radio"/>	<input type="radio"/>	<input type="radio"/>	<input type="radio"/>	<input type="radio"/>	<input type="radio"/>
25"		<input type="radio"/>	<input type="radio"/>	<input type="radio"/>	<input type="radio"/>	<input type="radio"/>	<input type="radio"/>	<input type="radio"/>	<input type="radio"/>	<input type="radio"/>	<input type="radio"/>	<input type="radio"/>	<input type="radio"/>

For more information  
[www.SunriseMedical.eu](http://www.SunriseMedical.eu)  
© Sunrise Medical 2025

**Please follow this measuring method:**

The following method is recommended on the basis of extensive practical experience. Deviations are possible in individual instances.

**Seat width (SW):**

- a) For the user: Allow space between sideguard and hip on each side of the chair  
(approx. 10 - 20 mm altogether)
- b) On the wheelchair: From outside frame tube to outside frame tube.

**Seat depth (SD):**

- a) For the user: When sitting upright: leave space for 2 - 3 fingers between  
front edge of the seat upholstery and back of knee.  
(approx. 30 - 60 mm). Care must be taken with adj. upholstery.
- b) On the wheelchair: From back tube to front of seat upholstery.

**Front seat height:**

- a) For the user: When sitting with 90° kneeangle:  
From back of knee to bottom of shoe sole.
- b) On the wheelchair: From front of seat tube to the ground.  
(min. 30 mm longer than user measurement)  
Remember to include the cushion height.

**Rear seat height:**

- b) On the wheelchair: From back of seat tube to the ground.  
Note: Max. seat height difference rear to front is 130 mm

**Back height:**

- a) For the user: From the seat, including cushion, to be no more than 10 - 20 mm below the lower shoulder blade.
- b) On the wheelchair: From back of seat tube to upper edge of backrest upholstery.  
Note: The user's ability to sit upright has a major influence on the  
back height and it can therefore differ considerably

**Back angle:**

Important: The back height depends on the degree of disability.  
0° is the angle 90° to the ground. Negative angles are < 90°  
and positive angles are > 90°.

## Quickie Life R

● = Standard      ○ = No cost option      □ = Cost option

€

### SEAT UPHOLSTERY AND CUSHIONS

#### Seat Slings

LRF020001	●	Seat sling, Nylon, tension adjustable	
LRF020002	□	Seat sling, nylon, tension adjustable, 1 utility bag	
LRF020000	○	Without seat sling	

#### Seat Cushion with black cover

LRF020101	□	Seat cushion, foam (medium-soft), cover with zipper, black, 30 mm	
LRF020102	□	Seat cushion, foam (medium-soft), cover with zipper, black, 50 mm	

#### Jay Cushion - for complete Jay product range see Jay order forms

JAY020002	□	JAY Basic	
JAY020003	□	JAY Soft Combi P	
JAY020001	□	JAY Easy Visco C	
JAY020007	□	JAY Easy Fluid	
JAY020004	□	JAY LITE	

#### Seat accessories

LRF090018	□	Lap belt with buckle, metal	
-----------	---	-----------------------------	--

### BACKREST

Backrest height range	250 - 300	300 - 350	350 - 400	400 - 450
Back height set at (mm)	○ 250	○ 300	○ 350	○ 400
	○ 275	○ 325	○ 375	○ 425
	○ 300	○ 350	○ 400	○ 450

LRF030001	●	Backrest tube, aluminum	(from BH 275mm)	
LRF030015	□	Backrest, angle-adjustable, fold-down		
		LRF030512 ○ 78°      LRF030518 ○ 82°      LRF030514 ○ 86°		
		LRF030500 ○ 90°      LRF030504 ○ 94°      LRF030508 ○ 98°		
LRF030102	□	Backrest, angle-adjustable, lock when folded	(only with angle adj back)	

#### Push handles

LRF030201	○	Push handles long	
LRF030200	○	Without push handles	
LRF030203	□	Push handles, fold-down	(only from back height 300mm)
LRF030204	□	Push handles, height-adjustable	(only from back height 300mm)
LRF030205	□	Push handles, height-adjustable for Jay backs	(only from back height 300mm)

#### Head rest

LRF030410	□	Headrest, tall height, depth and angle-adjustable, 230 x 110 mm	(Only with push handles height adjustable)
LRF030411	□	Headrest, medium height, depth & angle-adjustable, 200 x 110 mm	(Only with push handles height adjustable)

#### Backrest upholstery (black)

LRF030316	○	EXO Backrest sling, padded, adjustable, 1 accessory bag, black (EXO Evo version)	
		Colour, binding tape: ● Black ○ Orange ○ Silver ○ Red ○ Blue	
LRF030317	□	EXO PRO Backrest, padded, adj., breathable spacer fabric, 1 accessory bag, black (EXO Evo version)	
		Colour, binding tape: ● Black ○ Orange ○ Silver ○ Red ○ Blue	
LRF030000	○	Without backrest upholstery	

For more information  
[www.SunriseMedical.eu](http://www.SunriseMedical.eu)  
 © Sunrise Medical 2025

## SEAT UPHOLSTERY AND CUSHIONS




Seat cushion, cover with zipper, black



Jay Basic  
(picture shown without upholstery)



Jay Soft Combi P  
(picture shown without upholstery)



Jay Easy Visco  
(picture shown without upholstery)



Jay Easy Fluid  
(picture shown without upholstery)



Jay Lite



Lap belt with buckle, metal

## BACKREST



Backrest, angle-adjustable, lock when folded



Push handles long



Fold down push



Height adjustable push handles



EXO  
backrest sling (new  
EXO Evo version)



EXO PRO  
backrest sling (new  
EXO Evo version)

Quickie Life R			
● = Standard		○ = No cost option	□ = Cost option
			€
<b>JAY BACKS plus ACCESSORIES - for complete Jay product range see Jay order forms</b>			
<b>Jay 3 Back - Shallow Contour (SC)</b>			
Mid Thoracic:	<input type="checkbox"/> JAY030010	Medium 340 mm	<input type="checkbox"/> JAY030033 Tall 380 mm
Upper Thoracic:	<input type="checkbox"/> JAY030012 Short 420 mm	<input type="checkbox"/> JAY030019 Medium 460 mm	<input type="checkbox"/> JAY030025 Tall 500 mm
Shoulder Height:	<input type="checkbox"/> JAY030015 Short 530 mm	<input type="checkbox"/> JAY030022 Medium 570 mm	<input type="checkbox"/> JAY030028 Tall 610 mm
<b>Jay 3 Back - Mid Contour (MC)</b>			
Mid Thoracic:	<input type="checkbox"/> JAY030011	Medium 340 mm	<input type="checkbox"/> JAY030018 Tall 380 mm
Upper Thoracic:	<input type="checkbox"/> JAY030013 Short 420 mm	<input type="checkbox"/> JAY030020 Medium 460 mm	<input type="checkbox"/> JAY030026 Tall 500 mm
Shoulder Height:	<input type="checkbox"/> JAY030016 Short 530 mm	<input type="checkbox"/> JAY030023 Medium 570 mm	<input type="checkbox"/> JAY030029 Tall 610 mm
<b>Jay 3 Back - Mid Deep Contour (MDC)</b>			
Mid Thoracic:	<input type="checkbox"/> JAY030044	Medium - 340 mm	<input type="checkbox"/> JAY030041 Tall 380mm
Upper Thoracic:	<input type="checkbox"/> JAY030045 Short - 420 mm	<input type="checkbox"/> JAY030042 Medium 460mm	<input type="checkbox"/> JAY030046 Tall - 500 mm
Shoulder Height:	<input type="checkbox"/> JAY030043 Short 530mm	<input type="checkbox"/> JAY030047 Medium - 570 mm	<input type="checkbox"/> JAY030048 Tall - 610 mm
<b>JAY J3 Back - Mid Deep Contour (MDC) (Extra Deep, 180 mm contour depth)</b>			
Mid Thoracic:			<input type="checkbox"/> JAY030049 Tall - 380 mm
Upper Thoracic:	<input type="checkbox"/> JAY030050	Medium - 570 mm	
<b>Jay 3 Back - Deep Contour (DC)</b>			
Upper Thoracic:	<input type="checkbox"/> JAY030014 Short 420 mm	<input type="checkbox"/> JAY030021 Medium 460 mm	<input type="checkbox"/> JAY030027 Tall 500 mm
Shoulder Height:	<input type="checkbox"/> JAY030017 Short 530 mm	<input type="checkbox"/> JAY030024 Medium 570 mm	<input type="checkbox"/> JAY030030 Tall 610 mm
WHT030415	<input type="checkbox"/> Whitmyer Headrest, COBRA XTRA, Flip back		(only with JAY J3 Backs)
WHT030416	<input type="checkbox"/> Whitmyer Headrest, AXYS, Standard		(only with JAY J3 Backs)
<b>ARMREST AND SIDEGUARDS</b>			
<b>Armrest</b> (choose only one option, not in combination with sideguards; only with 0° and 1° camber)			
LRF040050	<input type="checkbox"/> Single-post sideguard, height-adjustable, removable, armpad (250 mm),		
LRF040051	<input type="checkbox"/> Single-post sideguard, height-adjustable, removable, armpad (360 mm),		
LRF040052	<input type="checkbox"/> Single-post sideguard, depth adjustable, tool height-adjustable, removable, armpad (330 mm)		
<b>Sideguards</b> (not in combination with armrest)			
LRF040107	<input type="checkbox"/> Sideguard, composite, removable, 210 mm high (310 mm long), black		
LRF040102	<input type="checkbox"/> Sideguard, aluminium, cold weather protection (in frame colour)	(effective seat width is sw + 20mm)	
LRF040103	<input type="checkbox"/> Sideguard, aluminium, fender, cold weather protection (in frame colour)	(effective seat width is sw + 20mm)	
LRF040104	<input type="checkbox"/> Sideguard, carbon fibre, fender, cold weather protection (black)	(effective seat width is sw + 20mm)	
<b>FRAME</b>			
LRF010010	<input type="radio"/> Frame FF 75 ° (integrated footrest)	(LLL from 340 mm)	
LRF010011	<input type="checkbox"/> Frame FF 85 ° (integrated footrest)		
LRF010016	<input type="checkbox"/> Frame FF 85 ° (integrated footrest), inset (20 mm on each side), active		
LRF010015	<input type="checkbox"/> Frame SA (removable footrest)		
LRF090100	<input type="checkbox"/> Tie down brackets for transportation		
<b>CENTER OF GRAVITY (COG) measured from front of back post; choose only one option</b>			
COG23	<input type="radio"/> Centre of gravity 23 mm		
COG43	<input checked="" type="radio"/> Centre of gravity 43mm		
COG63	<input type="radio"/> Centre of gravity 63mm		
COG83	<input type="radio"/> Centre of gravity 83mm		
<b>Frame accessories</b>			
LRF010500	<input type="checkbox"/> Wheelbase extension for add-on bike	(1)	
LRF090010	<input type="checkbox"/> Transit wheels	(Not with crutch holder, tip assist and anti tip)	
<b>Tip assist (step tube) &amp; Crutch holder</b> (choose either tip assist or anti- tip tubes, not both)			
LRF090001	<input type="checkbox"/> Tip assist, left	LRF090002 <input type="checkbox"/> Tip assist, right	
LRF090003	<input type="checkbox"/> Tip assist, pair		
LRF090009	<input type="checkbox"/> Crutch holder, loop	(only in combination with tip assist)	
<b>Anti-tip tubes, swing-away</b> (choose either tip assist or anti- tip tubes, not both)			
LRF090004	<input type="checkbox"/> Anti-tip tubes, swing-away, left	LRF090005 <input type="checkbox"/> Anti-tip tubes, swing-away, right	
LRF090006	<input type="checkbox"/> Anti-tip tubes, swing-away, pair		
LRF090036	<input type="checkbox"/> Anti-tip tubes, aluminium, lightweight, swing-away (forwards), pair (max user weight 100kg)		
(1) (max 100 kg user weight; not with drumbrake, crutch holder, tip assist, anti tip, wheel drive)			For more information <a href="http://www.SunriseMedical.eu">www.SunriseMedical.eu</a> © Sunrise Medical 2025

## JAY J3 Backs

JAY J3 Back  
Shallow Contour



JAY J3 Back  
Mid Contour



JAY J3 Back  
Mid Deep Contour



JAY J3 Back  
Deep Contour



## ARMREST AND SIDEGUARDS



Single post height  
adjustable armrest



Single-post sideguard,  
depth adjustable, tool  
height-adjustable



Sideguard composite  
detachable



Sideguard carbon with  
fender



Sideguard alu with fender



Desk armrest,  
height adjustable, short armpad(25cm)



Desk armrest,  
fixed height, short armpad(25cm)



Desk armrest  
without armpad

## Frame



Life SA



Life FF 85°



Life FF 75°



Frame FF 85°  
(integrated footrest),  
inset (20 mm on each  
side), active

## FRAME ACCESSORIES



Transit wheels



Tip assist



Crutch holder



Anti-tip swing away

Quickie Life R			
● = Standard      ○ = No cost option      □ = Cost option		€	
<b>PREPARATION FOR ATTITUDE ADD-ON BIKE - only with FF-Frame . Please use separate OF to order Attitude</b>			
LRF090211	□ Preparation for ATTITUDE, w/o ATTITUDE order	(docking pins assembled)	
LRF090212	○ Preparation for ATTITUDE, with ATTITUDE order	(docking pins assembled; ATTITUDE order separately)	
<b>EMPULSE F55 BUNDLING</b>			
EMO000101	○ With F55 order, not mounted to the wheelchair	(Please use separate OF to order the F55.)	
EMO000102	○ With F55 order, mounted to the wheelchair	(Please use separate OF to order the F55.)	
<b>HANGERS &amp; FOOTPLATES</b>			
LRF050002	○ Hanger angle 70°		
LRF050001	○ Hanger angle 80°		
LRF050041	○ Hanger angle 90°	(not with 6" & 7" castor)	
LRF050008	□ Hanger, aluminium, swing-away, pair		
LRF050006	□ Hanger, aluminium, swing-away, LH	LRF050007    □ Hanger, aluminium, swing-away, RH	
<b>Composite hanger</b>			
LRF050002	○ Hanger angle 70°		
LRF050001	○ Hanger angle 80°		
LRF050005	□ Hanger, composit, swing-away, pair		
LRF050003	□ Hanger, composit, swing-away, LH	LRF050004    □ Hanger, composit, swing-away, RH	
<b>Elevating Legrest (ELR)</b>			
LRF050011	□ Hanger, aluminium, flip-up (0° - 90°), swing-away, pair	(1) (from seat width 380 mm)	
LRF050009	□ Hanger, aluminium, flip-up (0° - 90°), swing-away, LH	(1)	
LRF050010	□ Hanger, aluminium, flip-up (0° - 90°), swing-away, RH	(1)	
<b>Footplate</b>			
LRF050020	● Footboard, divided, composit, angle-adjustable, flip-up (sideways), heel loop, black	(2)	
LRF050050	□ Footboard, divided, aluminum, angle-adjustable, flip-up (sideways), heel loop, black	(from LLL 350 mm)	
LRF050102	□ Footboard, platform, aluminum, angle-adjustable, flip-up (sideways), heel loop, black	(3)	
LRF050126	□ Swing-away mechanism for platform footboard	(from LLL 340 mm)	
LRF050062	□ Locking system, platform footplate, aluminium		
<b>Platform footrest, angle adjustable</b> (only for seat width 320 to 500 mm)			
LRF050131	□ Footboard, platform, lightweight, composite, angle & depth-adjustable flip up, calf strap black	(4)	
LRF050132	□ Footboard, platform lightweight, carbon fibre, angle & depth-adjustable flip-up, calf strap, black	(4)	
LRF050127	□ Adjustable side protection, to create a side-stop on the footboard	(only in combination with Platform)	
<b>Footrest (only with fixed front frame)</b> (not with hanger; lower leg length between 360 mm - 525 mm)			
LRF050025	□ Footboard, platform, lightweight, composite, angle and depth-adjustable, calf strap, black		
LRF050024	□ Footboard, platform, lightweight, aluminum, angle and depth-adjustable, calf strap, frame colour		
LRF050127	□ Adjustable side protection, to create a side-stop on the footboard	(only with LIR050025/050024/050032)	
<b>LOWER LEG LENGTH (LLL in mm)</b> (Attention: LLL has to be 25 mm lower than seat height front)			
○ 330    ○ 340    ○ 350    ○ 360    ○ 370    ○ 380    ○ 390 ○ 400    ○ 410    ○ 420    ○ 430    ○ 440    ○ 450    ○ 460    ○ 470			
<b>FORK</b> (compare with your choice on the first page)			
LRF080029	● Castor fork, Aluminium, black		
	LRF080042    □ Colour Cast. Fork Silver		
<b>CASTOR</b> (compare with your choice on the first page)			
LRF080301	○ Castor, solid (hard), rim: composite, black		
LRF080302	○ Castor, solid (soft), rim: composite, black	(only for 5" & 6" castors; max SH 520mm)	
LRF080305	○ Castor, pneumatic, rim: composite, black	(only for 6" & 7" castors)	
LRF080303	□ Castor, solid (hard), light-up, rim: composite, black	(Not available for 6"/7")	
<b>Castor with aluminium rim</b>			
LRF080304	□ Castor, solid (hard), rim: aluminium	(Only for 4" and 5")	
LRF080306	□ Castor, solid (soft), rim: aluminium, silver	(Only for 4" and 5"; )	
Colour, rim:		□ Black    □ Orange    □ Red    □ Blue	
(1): Not in combination with platform footboard		For more information <a href="http://www.SunriseMedical.eu">www.SunriseMedical.eu</a> © Sunrise Medical 2025	
(2): pair; from LLL 330 mm; only from SW 360 mm, with inset from sw 400mm			
(3): from LLL 350 mm; not in combination with ELR			
(4): not with ELR			

## FRAME ACCESSORIES



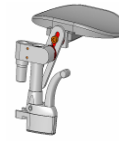
Aluminum hanger, 90°



Hanger Angle 70°/80°



Elevating legrest



Amputee Support Pad



Platform footplate lightweight angle & depth adjustable composite flip up



Divided footplate composite



Divided footplate aluminum



Platform, angle and depth adjustable flip up, aluminium with locking system

## FORKS



Fork Aluminium, black, orange & silver

## F55 BUNDLING - NOGO MATRIX FOR SWING AWAY with 24" REAR WHEELS

COG	Seat Depth						
	380	400	420	440	460	480	500
40	✓	✓	✓	✓	✓	✓	✓
60	✗	✓	✓	✓	✓	✓	✓
70	✗	✓	✓	✓	✓	✓	✓
80	✗	✗	✓	✓	✓	✓	✓
90	✗	✗	✓	✓	✓	✓	✓
100	✗	✗	✗	✓	✓	✓	✓
110	✗	✗	✗	✓	✓	✓	✓
120	✗	✗	✗	✗	✓	✓	✓
130	✗	✗	✗	✗	✓	✓	✓

## F55 BUNDLING - NOGO MATRIX FOR FIXED FRONT with 24" REAR WHEELS

COG	Seat Depth						
	380	400	420	440	460	480	500
40	✗	✗	✓	✓	✓	✓	✓
60	✗	✗	✗	✓	✓	✓	✓
70	✗	✗	✗	✓	✓	✓	✓
80	✗	✗	✗	✗	✓	✓	✓
90	✗	✗	✗	✗	✓	✓	✓
100	✗	✗	✗	✗	✗	✓	✓
110	✗	✗	✗	✗	✗	✓	✓
120	✗	✗	✗	✗	✗	✗	✓
130	✗	✗	✗	✗	✗	✗	✓

## F35 BUNDLING - NOGO MATRIX FOR 24" REAR WHEELS

COG	Seat Depth						
	380	400	420	440	460	480	500
40	✗	✗	✓	✓	✓	✓	✓
60	✗	✗	✗	✓	✓	✓	✓
70	✗	✗	✗	✓	✓	✓	✓
80	✗	✗	✗	✗	✓	✓	✓
90	✗	✗	✗	✗	✓	✓	✓
100	✗	✗	✗	✗	✗	✓	✓
110	✗	✗	✗	✗	✗	✓	✓
120	✗	✗	✗	✗	✗	✗	✓
130	✗	✗	✗	✗	✗	✗	✓



Quickie Life R			
<input checked="" type="radio"/> = Standard <input type="radio"/> = No cost option <input type="checkbox"/> = Cost option			€
<b>REAR WHEELS</b> <small>(compare with your choice on the first page; choose only one wheel type)</small>			
LRF070000	<input type="radio"/> Without rear wheel		
LRF070001	<input type="radio"/> Rear wheel, Universal, 36 spokes (silver), cross-wise spokes <small>(only 22"/24")</small>		
LRF070002	<input type="radio"/> Rear wheel, Design, 36 spokes (silver), straight spokes <small>(only 24")</small>		
LRF070003	<input type="checkbox"/> Rear wheel, Lightweight, 24 spokes (silver), straight spokes <small>(max. user weight: 125 kg)</small>		
LRF070004	<input type="checkbox"/> Rear wheel, Proton, 24 spokes (black), straight spokes <small>(max. user weight: 100 kg)</small>		
LRF070005	<input type="checkbox"/> Rear wheel, Spinergy, 18 spokes (black), straight spokes, hub: silver <small>(only 24"/25")</small>		
LRF070008	<input type="checkbox"/> Rear wheel, drum brakes, 36 spokes (silver), cross-wise spokes <small>(only 22"/24")</small>		
LRF070009	<input type="checkbox"/> Rear wheel, Mountainbike, 36 spokes (silver), straight spokes <small>(only 24")</small>		
LRF070010	<input type="checkbox"/> Mountainbike wheel, replacement kit incl. tyre (extra coarse profile) <small>(only 24")</small>		
<b>TYRES</b> <small>(choose only one tyre type)</small>			
LRF070101	<input type="radio"/> Tyre, pneumatic, fine profile, Schwalbe Right Run <small>(only 22"/24")</small>		
LRF070102	<input type="radio"/> Tyre, puncture proof, tread <small>(25" only with Proton, lightweight wheel)</small>		
LRF070107	<input type="checkbox"/> Tyre, pneumatic, slick, Schwalbe One <small>(only 24"/25")</small>		
LRF070104	<input type="checkbox"/> Tyre, pneumatic, puncture proof, tread, Schwalbe Marathon Plus Evolution <small>(only 24"/25")</small>		
LRF090163	<input type="checkbox"/> Spares-kit: 1 extra tyre (same as on the chair) and 1 extra inner tube <small>(not with solid tyres)</small>		
<b>HANDRIM</b>			
LRF070202	<input type="radio"/> Handrims, aluminium, anodised, silver		
LRF070201	<input type="radio"/> Handrims, aluminium, powder-coated, clear		
LRF070204	<input type="radio"/> Handrims, stainless steel, silver		
LRF070203	<input type="checkbox"/> Handrims, aluminium, powder-coated, coloured		
LRF070207	<input type="checkbox"/> Handrims, Supergrip® <small>(22" only with universal and drum brake wheels)</small>		
LRF070208	<input type="checkbox"/> Handrims, Maxgrepp® <small>(only 22"/24", 24" only handrim mounting narrow)</small>		
LRF070212	<input type="checkbox"/> Handrims, Ellipse 3R, black <small>(ergonomic handrims with rubber-strip, 24" and 25" only)</small>		
LRF070200	<input type="radio"/> Without handrims		
<b>HAND RIM MOUNTING</b>			
LRF070307	<input type="checkbox"/> Handrim mount, super narrow (7 mm) <small>(Only with 24" stainless steel)</small>		
			<small>(Only with 24" stainless steel; not in combination Spinergy, Proton and Lightweight wheels and stainless steel handrim)</small>
LRF070317	<input checked="" type="radio"/> Handrim mount, narrow (17 mm)		
LRF070327	<input type="radio"/> Handrim mount, wide (27 mm) <small>(not with Ellipse 3R, Maxgrepp 24")</small>		
<b>HAND RIM COVER</b>			
LRF070250	<input type="checkbox"/> Handrim cover, Silicon <small>(not with 25", Supergrip, Maxgrepp)</small>		
<b>WHEEL CAMBER</b> <small>(choose only one option; Armrests only with 0° &amp; 1°)</small>			
LRF070600	<input checked="" type="radio"/> Camber 0°		
LRF070601	<input type="checkbox"/> Camber 1°	LRF070603 <input type="checkbox"/> Camber 3°	
LRF070602	<input type="checkbox"/> Camber 2°	LRF070604 <input type="checkbox"/> Camber 4°	
<b>SPOKE GUARDS</b> <small>(not with spinergy wheels, not with 25", not with mountainbike)</small>			
LRF070831	<input type="checkbox"/> Transparent		
LRF070806	<input type="checkbox"/> Chrome		
LRF070822	<input type="checkbox"/> Pool	LRF070820 <input type="checkbox"/> Oriental	
LRF070811	<input type="checkbox"/> Feather	LRF070817 <input type="checkbox"/> Hot Wheels	LRF070802 <input type="checkbox"/> Basketball
LRF070814	<input type="checkbox"/> Graffiti	LRF070827 <input type="checkbox"/> Silk	
LRF070828	<input type="checkbox"/> Space	LRF070812 <input type="checkbox"/> Flying Water	LRF070803 <input type="checkbox"/> Basketball 2
<b>WHEEL LOCKS</b> <small>(choose only one option)</small>			
LRF060001	<input type="radio"/> Standard brake		
LRF060002	<input type="checkbox"/> Knee-lever brake		
LRF060010	<input type="checkbox"/> Brake lever extension, knee-lever brake, fold-down		
LRF060023	<input type="checkbox"/> Compact brake EVO		
<div> <div></div> <div>For more information <a href="http://www.SunriseMedical.eu">www.SunriseMedical.eu</a> © Sunrise Medical 2025</div> </div>			

## REAR WHEELS



Universal cross spoked



Design wheel



Lightweight wheel



Spinergy wheel, 18 spokes



Drum brake wheel

## TYRES



Right Run Tyre



Solid Tyre



Marathon Plus Evolution



Supergrip



Max Grepp



Ellipse 3R Handrim

## WHEEL LOCKS



Knee lever wheel lock




Brake lever extension



Compact wheel lock



Standard brake

<b>Quickie Life R</b>			
● = Standard      ○ = No cost option      □ = Cost option			€
<b>ACCESSORIES</b>			
LRF090000	●	Tool kit	
LRF090025	□	Air pump	
LRF090024	□	High pressure pump (0 - 11 bar)	
LRF090030	□	Back pack	
LRF090026	□	Mobile phone pocket	
<b>COLOURS <sup>(1)</sup></b> Please consult our colour catalogue to review your colour choice			
	Frame	Handrim	Hub/rim
02 Brilliant Silver	○	□	□
03 Silver Matt	□	□	□
06 Sun Yellow	○	□	□
14 Blue	○	□	□
15 Brilliant Marine	○	□	□
16 Matt Marine	□	□	□
19 Brilliant Purple	○	□	□
21 Red Ruby	○	□	□
22 Brilliant Red	□	□	□
23 Matt Red	□	□	□
24 Tutti Frutti Orange	○	□	□
27 Graphitemetallic	○	□	□
29 Black	○	□	□
31 Matt Black	○	□	□
32 Signal White	○	□	□
33 Pink	○	□	□
34 Dark Chocolate Metallic	□	□	□
35 Skyblue	□	□	□
36 Cyan-Metallic	□	□	□
37 Marsred (Orange)	□	□	□
40 Kiwi	□	□	□
41 Flamingo-Glitter	□	□	□
42 Matt-Anthractite	○	□	□
46 Mamba Green (new)	□	□	□
(1) Handrim: only with handrim colour powder coated; Hub/rim: only for universal wheel 22" or 24"			
<b>STICKER COLOURS</b>			
LRF100550	○	Sticker colour - black	
LRF100551	○	Sticker colour - silver	
<b>ANODIZED COLOUR AXLE PLATE</b>			
LRF100580	●	Axle plate anodized, black	
LRF100581	□	Axle plate anodized, silver	
LRF100582	□	Axle plate anodized, orange	
<b>24 " LIGHT WEIGHT WHEEL COLOURS</b>			
	●	Black	
LRF100336	□	Anodized, orange	
LRF100337	□	Anodized, blue	
LRF100338	□	Anodized, red	
<b>COMMENTS FOR SPECIAL BUILD</b>			
			
<b>Quickie Life R - Basic Price</b>			€
Option price			..... €
Packaging and transport			
Exclusive VAT			
VAT.			
<b>Total Price</b>			..... €
Sunrise Medical Customer service Address: Ul. Walczaka 114a, 66 400, Górsaw, Górsów Wlkp. Polen Tel. +48 95 737 25 14			For more information visit our webpage <a href="http://www.SunriseMedical.eu">www.SunriseMedical.eu</a> © Sunrise Medical 2025
E-mail: <a href="mailto:cs.pl@sunrise-medical.pl">cs.pl@sunrise-medical.pl</a> Website: <a href="http://www.sunrisemedical.eu">www.sunrisemedical.eu</a>			

## ACCESSORIES



Caddy



Back pack



High pressure pump



Air pump



Mobile phone pocket

## Anodized colour axle plate



Axle plate  
anodized, orange



Axle plate  
anodized, silver



Axle plate  
anodized, black

## 24 " LIGHT WEIGHT WHEEL COLOURS



*Lightweight wheel, anodized orange*



*Lightweight wheel, anodized blue*



*Lightweight wheel, anodized red*