



Deliver to:
Name:
Street:
Town: Postal code:
E-Mail:
Tel: Fax:



Deliver to:
Name:
Street:
Town: Postal code:
E-Mail:
Tel: Fax:

Order date:
Purchase order:
Number required:

Marked for:
Sunrise order no:

- = Standard □ = Cost option
./ = Price reduction ○ = No cost option

☐ Order ☐ Calculation ☐ Built 4 me

Reimbursement code:
Art. no. IC: 765 00 001

Max. user weight: 120 kg
USER WEIGHT kg

Mandatory information to ensure correct configuration

Base Price

Measuring tolerances +/- 1,0cm

CLIENT MEASUREMENTS (all measurements without cushion)

SEAT WIDTH

cm	34	36	38	40	42	44	46
	<input type="radio"/>	<input type="radio"/>	<input type="radio"/>	<input type="radio"/>	<input type="radio"/>	<input type="radio"/>	<input type="radio"/>

SEAT DEPTH

		SA frame: short				SA frame: medium		SA frame: long	
cm	36 (1)	38	40	42	44	46	48	50	
	<input type="radio"/>	<input type="radio"/>	<input type="radio"/>	<input type="radio"/>	<input type="radio"/>	<input type="radio"/>	<input type="checkbox"/>	<input type="checkbox"/>	
FF frame: short						FF frame: long			

FRONT SEAT HEIGHT SELECTION - in dependance of front castors

FIXED FRONT FRAME

Front seat height in cm

		46	47	48	49	50	51	53
Castor	4"	<input type="radio"/>	<input type="radio"/>	<input type="radio"/>	<input type="radio"/>	<input type="radio"/>	<input type="radio"/>	<input type="radio"/>
	5"	<input type="radio"/>	<input type="radio"/>	<input type="radio"/>	<input type="radio"/>	<input type="radio"/>	<input type="radio"/>	<input type="radio"/>
	6"	<input type="radio"/>	<input type="radio"/>	<input type="radio"/>	<input type="radio"/>	<input type="radio"/>	<input type="radio"/>	<input type="radio"/>

SWING_AWAY FRAME

Front seat height in cm

		46	47	48	49	50
Castor	4"	<input type="radio"/>	<input type="radio"/>	<input type="radio"/>	<input type="radio"/>	<input type="radio"/>
	5"	<input type="radio"/>	<input type="radio"/>	<input type="radio"/>	<input type="radio"/>	<input type="radio"/>
	6"	<input type="radio"/>	<input type="radio"/>	<input type="radio"/>	<input type="radio"/>	<input type="radio"/>

REAR SEAT HEIGHT SELECTION

The rear seat height can only be between 0 cm and 11 cm below the selected front seat height.

Rear Seat Height in cm

		24"	42	43	44	45	46	47	48	49	50
Frame	FF Frame	<input type="radio"/>	<input type="radio"/>	<input type="radio"/>	<input type="radio"/>	<input type="radio"/>	<input type="radio"/>	<input type="radio"/>	<input type="radio"/>	<input type="radio"/>	<input type="radio"/>
	SA Frame	<input type="radio"/>	<input type="radio"/>	<input type="radio"/>	<input type="radio"/>	<input type="radio"/>	<input type="radio"/>	<input type="radio"/>	<input type="radio"/>	<input type="radio"/>	<input type="radio"/>

(1): Not in combination with SA frame

Please follow this measuring method:

The following method is recommended on the basis of extensive practical experience. Deviations are possible in individual instances.

Seat width (SW):

- a) For the user: Allow space between sideguard and hip on each side of the chair (approx. 1 - 2 cm altogether)
- b) On the wheelchair: From outside frame tube to outside frame tube.

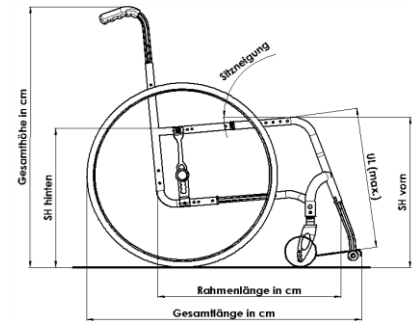


Seat depth (SD):

- a) For the user: When sitting upright: leave space for 2 - 3 fingers between front edge of the seat upholstery and back of knee. (approx. 3 - 6 cm). Care must be taken with adj. upholstery.
- b) On the wheelchair: From back tube to front of seat upholstery.

Front seat height:

- a) For the user: When sitting with 90° kneeangle: From back of knee to bottom of shoe sole.
- b) On the wheelchair: From front of seat tube to the ground. (min. 3 cm longer than user measurement) Remember to include the cushion height.



Rear seat height:

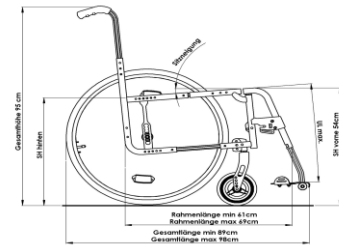
- b) On the wheelchair: From back of seat tube to the ground. Note Max. seat height difference rear to front is 13 cm

Back height:

- a) For the user: From the seat, including cushion, to be no more than 1 - 2 cm below the lower shoulder blade.
- b) On the wheelchair: From back of seat tube to upper edge of backrest upholstery. Note The user's ability to sit upright has a major influence on the back height and it can therefore differ considerably

Back angle:

Important: The back height depends on the degree of disability. 0° is the angle 90° to the ground. Negative angles are < 90° and positive angles are > 90°.



Technical Data Overview:

Max. overall height: 95 cm

Max. overall length: 98 cm

Max. overall width:	Camber	24" rear wheel
	For 1° camber:	SW + 20 cm
	For 2° camber:	SW + 22 cm
	For 3° camber:	SW + 28 cm
	For 4° camber:	SW + 34 cm

Product is **crash tested according to ISO 7176-19** and therefore approved for transportation in a vehicle

For transport without a user the chair must be safely clamped in the vehicle

Please note that all measurements shown in the table are based on a standard configuration:

Standard chair 40x40 cm, 3° camber; COG 5,6 cm, seat angle 8°

All changes in the configuration might change the seat heights.

Manufacturing tolerances of +/- 1 cm

SEAT UPHOLSTERY AND CUSHIONS**Seat slings**

EAM020002	●	Seat sling, nylon, 1 utility bag	
EAM020000	○	Without seat sling	

Seat cushion, cover with zipper, black

Foam Composite (medium soft)	Thickness:	EAM020101	□ 3 cm	EAM020102	□ 5 cm	
Latex (very soft)	Thickness:	EAM020103	□ 5 cm			

Jay Cushion - for complete Jay product range see Jay order forms

JAY020002	□	Jay Basic	
JAY020003	□	Jay Soft Combi P	
JAY020001	□	Jay Easy Visco	

Seat accessories

EAM090018	□	Lap belt with buckle, metal	
-----------	---	-----------------------------	--

BACKREST**Back Height Range**

Back Height	cm	- 2,5	0	+ 2,5
	30	○	○	○
	35	○	○	○
	40	○	○	○
	45	○	○	○

EAM030010	●	Backrest, fixed (90°)	(59° to 105°)	(black anodized only)	
Lumbar bend					
EAM030111	□	Lumbar curve 5° (to the front)			
EAM030112	□	Lumbar curve 10° (to the front)			
EAM030110	□	Lumbar curve 5° (to the back)			
EAM030022	□	Backrest, angle-adjustable, lumbar curve (5°)	(1)	(81° to 99°)	

Pushhandles (Choose only one option)

EAM030201	○	Push handles long	
EAM030204	□	Push handles, height-adjustable	(2) (from back height 35 cm)
EAM030203	□	Push handles, fold-down	(3) (from back height 40 cm)

Backrest Sling

EAM030316	●	EXO PRO Backrest sling, synthetic fibre, padded, adj., breathable, spacer fabric, 1 accessory bag, black	
		Colour, binding tape: ● Black ○ Orange ○ Silver ○ Red ○ Blue	
EAM030317	□	EXO PRO Backrest sling, synthetic fibre, padded, adj., breathable, spacer fabric, 1 accessory bag, black	
		Colour, binding tape: ● Black ○ Orange ○ Silver ○ Red ○ Blue	
EAM030300	○	Without backrest upholstery	

(1) Not with sideguard, aluminium, wet weatherprotection

(2) In combination with lumbar curve to the back height adjustable pushhandles cannot be moved down completely

(3) Not in combination with fold down back, angle adjustable back; lumbar curve

For more information
visit our webpagewww.SunriseMedical.eu

Accessory Seat



Lap belt with buckle, metal

Jay Cushion



JAY020002
Jay Basic



JAY020003
Jay Soft Combi P



JAY020001
Jay Easy Visco

Backrest Sling



Backrest sling EXO,
Colour binding tape: silver



Backrest sling EXO PRO,
Colour binding tape: orange

Pushhandles



Push handles ,
height-adjustable



Push handles ,
fold-down

Quickie Easy^{max}

● = Standard ○ = No cost option □ = Cost option

Price in €

JAY BACKS plus ACCESSORIES - for complete Jay product range see Jay order forms

JAY J3 Back - Shallow Contur (SC)

Mid Thoracic:	<input type="checkbox"/> JAY030010	Medium - 34 cm	<input type="checkbox"/> JAY030033	High - 38 cm		
Upper Thoracic:	<input type="checkbox"/> JAY030012	Short - 42 cm	<input type="checkbox"/> JAY030019	Medium - 46 cm	<input type="checkbox"/> JAY030025	High - 50 cm
Shoulder Height:	<input type="checkbox"/> JAY030015	Short - 53 cm	<input type="checkbox"/> JAY030022	Medium - 57 cm	<input type="checkbox"/> JAY030028	High - 61 cm

JAY J3 Back - Mid Contur (MC)

Mid Thoracic:	<input type="checkbox"/> JAY030011	Medium - 34 cm	<input type="checkbox"/> JAY030018	High - 38 cm		
Upper Thoracic:	<input type="checkbox"/> JAY030013	Short - 42 cm	<input type="checkbox"/> JAY030020	Medium - 46 cm	<input type="checkbox"/> JAY030026	High - 50 cm
Shoulder Height:	<input type="checkbox"/> JAY030016	Short - 53 cm	<input type="checkbox"/> JAY030023	Medium - 57 cm	<input type="checkbox"/> JAY030029	High - 61 cm

JAY J3 Carbon Back - Shallow Contur (SC)

Lower Thoracic	<input type="checkbox"/> JAY060001	Short - 17 cm	<input type="checkbox"/> JAY060002	High - 24 cm	
Mid Thoracic	<input type="checkbox"/> JAY060003	Short - 30 cm	<input type="checkbox"/> JAY060004	High - 38 cm	

Jay 3 Back Accessories

JAY090058	<input type="checkbox"/> JAY Accessory bag	(only with J3 Carbon back)	
WHT030415	<input type="checkbox"/> Whitmyer Headrest, COBRA XTRA, flip back	(only with JAY J3 backs)	
WHT030416	<input type="checkbox"/> Whitmyer Headrest, AXYS, Standard	(only with JAY J3 backs)	

ARMREST AND SIDEGUARDS

EAM040120	<input type="checkbox"/> Sideguard, composite, fender (black)	
EAM040104	<input type="checkbox"/> Sideguard, carbon fibre, fender, wet weatherprotection (black)	
EAM040103	<input type="checkbox"/> Sideguard, aluminium, fender, wet weatherprotection (in frame colour)	
EAM040102	<input type="checkbox"/> Sideguard, aluminium, wet weatherprotection (in frame colour)	
EAM040129	<input type="checkbox"/> Fender, composite, riveted, black	(only with EAM040102)
EAM040128	<input type="checkbox"/> Armpad for aluminium sideguard, height adjustable	(only with EAM040102)

Desk sideguard, flip-up, removable

EAM040005	<input type="checkbox"/> Desk sideguard, flip-up, remove	
EAM040001	<input type="checkbox"/> Desk sideguard, armpad (25 cm), fixed, flip-up, remove	
EAM040003	<input type="checkbox"/> Desk sideguard, armpad (31 cm), fixed, flip-up, remove	
EAM040002	<input type="checkbox"/> Desk sideguard, armpad (25 cm), height-adjustable, flip-up, remove	(Armpad height min. 28cm)
EAM040005	<input type="checkbox"/> Desk sideguard, flip-up, remove	(Armpad height min. 28cm)

HANGERS & FOOTPLATES

EAM050022	<input type="checkbox"/> Footboard, divided, aluminum, angle-adjustable, flip-up (sideways), heel loop, frame colour	
EAM050023	<input type="checkbox"/> Footboard, platform, aluminum, angle-adjustable, flip-up (sideways), heel loop, frame colour	
EAM050126	<input type="checkbox"/> Swing-away mechanism for platform footboard	(1) (min. LLL = 36 cm)

Footplate

(2)

EAM050025	<input type="checkbox"/> Footboard, platform, lightweight, plastic, angle and depth-adjustable, calf strap, black	
EAM050024	<input type="checkbox"/> Footboard, platform, lightweight, aluminum, angle and depth-adjustable, calf strap, frame colour	
EAM050026	<input type="checkbox"/> Footboard, platform, lightweight, carbon fibre, angle and depth-adjustable, calf strap, black	

Accessories Footplate

EAM050127	<input type="checkbox"/> Adjustable side protection, to create a side-stop on the footboard	(3)
-----------	---	-----

LOWER LEG LENGTH (LLL) - LLL has to be 2,5 cm lower than front seat height; all measurements in cm

○ 36 ○ 37 ○ 38 ○ 39 ○ 40 ○ 41 ○ 42 ○ 43
○ 44 ○ 45 ○ 46 ○ 47 ○ 48 ○ 49 ○ 50 ○ 51

FRAME

EAM010010	<input type="checkbox"/> Frame FF 105 ° (integrated footrest)	-
-----------	---	---

- (1) Only in combination with footboard, platform, aluminium
(2) Only in combination with swing-away mechanism
(3) Only in combination with footboard, platform, lightweight

For more information
visit our webpage
www.SunriseMedical.eu

Jay Back

JAY J3 Shallow
Contour



JAY J3 Mid
Contur



Sideguards



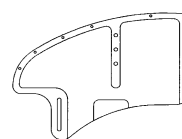
EAM040115
Aluminium



EAM040103
Aluminium with fender

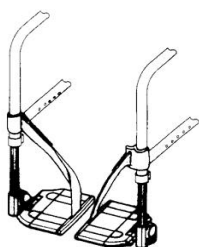


EAM040104
Carbon with fender

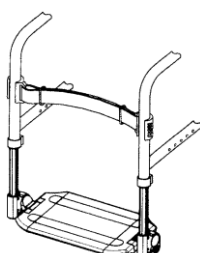


EAM040102
Composite, fender

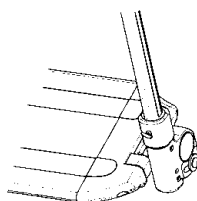
Footrest



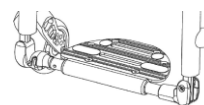
EAM050022
divided



EAM050023
platform



EAM050126
swing away mechanism for
platform footrest



EAM050025
Footboard lightweight

Frameversion



EAM010010
FF - integrated footrest



EAM010015
SA - swing away footrest

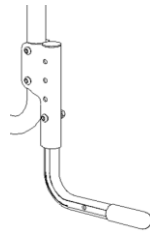


Quickie Easy ^{max}			Price in €
<input checked="" type="radio"/> = Standard <input type="radio"/> = No cost option <input type="checkbox"/> = Cost option			
FRAME ACCESSORIES			
EAM090010	<input type="checkbox"/> Transit wheels (1)		
Tip assist			
EAM090001	<input type="checkbox"/> Left or EAM090002 <input type="checkbox"/> Right		
EAM090003	<input type="checkbox"/> Pair		
Anti-tip tubes, swing-away			
EAM090004	<input type="checkbox"/> Left or EAM090005 <input type="checkbox"/> Right		
EAM090006	<input type="checkbox"/> Pair		
PREPARATION FOR ATTITUDE ADD-ON BIKE - only with FF-Frames			
EAM090211	<input type="checkbox"/> without ATTITUDE order (docking pins assembled)		
EAM090212	<input type="radio"/> with ATTITUDE order (docking pins assembled; ATTITUDE order seperately)		
EMPULSE F55 BUNDLING			
EMO000101	<input type="radio"/> With F55 order, not mounted to the wheelchair (Please use separate OF to order the F55.)		
EMO000102	<input type="radio"/> With F55 order, mounted to the wheelchair (Please use separate OF to order the F55.)		
FORK <i>Please compare with your choice on page 1)</i>			
EAM080104	<input type="checkbox"/> Spacers (10 mm and 20 mm) for castor fork		
CASTOR <i>Please compare with your choice on page 1)</i>			
EAM080301	<input type="radio"/> Castor, solid (hard), rim: composite		
EAM080302	<input type="radio"/> Castor, solid (soft), rim: composite		
EAM080303	<input type="checkbox"/> Castor, solid (hard), light-up, rim: composite		
EAM080304	<input type="checkbox"/> Castor, solid (hard), rim: aluminium		
REAR WHEELS			
EAM070002	<input type="radio"/> Rear wheel, Design, 36 spokes, straight spokes		
EAM070001	<input type="radio"/> Rear wheel, Universal, 36 spokes, cross-wise spokes		
EAM070003	<input type="checkbox"/> Rear wheel, Lightweight, 24 spokes, straight spokes (3)		
EAM070009	<input type="checkbox"/> Rear wheel, Mountainbike, 36 spokes, straight spokes (4)		
EAM070010	<input type="checkbox"/> Mountainbike wheel, replacement kit incl. tyre (extra coarse profile)		
TYRES <i>(choose only one tyre type)</i>			
EAM070101	<input type="radio"/> Tyre, pneumatic, fine profile, Schwalbe Right Run		
EAM070102	<input type="radio"/> Tyre, puncture proof, fine profile <i>(only 24")</i>		
EAM070107	<input type="checkbox"/> Tyre, pneumatic, slick, Schwalbe One <i>(only 24")</i>		
EAM070104	<input type="checkbox"/> Tyre, pneumatic, puncture proof, tread, Schwalbe Marathon Plus Evolution <i>(only 24")</i>		
HANDRIM			
Handrim			
EAM070202	<input type="radio"/> Handrims, aluminium, anodised, silver		
EAM070201	<input type="radio"/> Handrims, aluminium, powder-coated, clear		
EAM070204	<input type="radio"/> Handrims, stainless steel, silver		
EAM070203	<input type="checkbox"/> Handrims, aluminium, powder-coated, coloured		
EAM070206	<input type="checkbox"/> Handrims, titanium, powder-coated, clear		
EAM070205	<input type="checkbox"/> Handrims, titanium, untreated		
EAM070207	<input type="checkbox"/> Handrims, Supergrip ®		
EAM070208	<input type="checkbox"/> Handrims, Maxgrepp ®		
Handrim mount (Distance between handrin and rim in mm in brackets)			
EAM070327	<input type="radio"/> Handrim mount, wide (27 mm)		
EAM070317	<input type="radio"/> Handrim mount, narrow (17 mm)		
EAM070307	<input type="checkbox"/> Handrim mount, super narrow (7 mm) <i>(Only stainless stell handrim; not with lightweight wheel)</i>		
EAM070250	<input type="checkbox"/> Handrim cover, rubber <i>(not for handrim Titan)</i>		
WHEEL CAMBER <i>(Choose only one option)</i>			
EAM070600	<input checked="" type="radio"/> Camber 0°		
EAM070601	<input type="checkbox"/> Camber 1°		
EAM070602	<input type="checkbox"/> Camber 2°		
EAM070603	<input type="checkbox"/> Camber 3°		
EAM070604	<input type="checkbox"/> Camber 4°		
(1): <i>Not in combination with tip assist and swing-away anti tip</i> (3): <i>no solid tyres</i> (4): <i>no spoke guard possible</i>		For more information visit our webpage www.SunriseMedical.eu © Sunrise Medical 2024	

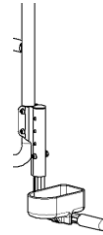
Frame Accessory



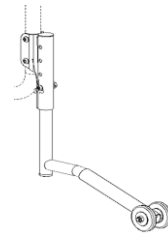
1247
Transitwheel



EAM090001
Tip assist



EAM090009
crutch holder



EAM090004
anti tip

Rear wheel



5172
Universal



EAM070002
Design



EAM070003
Lightweight



EAM070005
Spinergy

Tires



5125
Right Run



EAM070106
Two Grip Down Town



EAM070104
Marathon Evolution



EAM070009
Mountainbike

SPOKE GUARDS

EAM070831	<input type="checkbox"/> Transparent		
EAM070823	<input type="checkbox"/> Princess	EAM070812	<input type="checkbox"/> Flying Water
EAM070802	<input type="checkbox"/> Basketball	EAM070803	<input type="checkbox"/> Basketball 2
EAM070818	<input type="checkbox"/> Jungle Fever	EAM070822	<input type="checkbox"/> Pool
EAM070829	<input type="checkbox"/> Superhero	EAM070820	<input type="checkbox"/> Oriental
EAM070816	<input type="checkbox"/> Happy Lions	EAM070811	<input type="checkbox"/> Feather
EAM070817	<input type="checkbox"/> Hot Wheels	EAM070814	<input type="checkbox"/> Graffiti
EAM070806	<input type="checkbox"/> Chrome Wheel	EAM070813	<input type="checkbox"/> Galactica
EAM070819	<input type="checkbox"/> Monkeys	EAM070827	<input type="checkbox"/> Silk
EAM070821	<input type="checkbox"/> Pirates	EAM070828	<input type="checkbox"/> Space
EAM070830	<input type="checkbox"/> Tiger		
EAM070833	<input type="checkbox"/> Zebra		

WHEEL LOCKS (Choose only one option)

EAM060001	<input type="radio"/> Standard brake		
EAM060002	<input type="checkbox"/> Knee-lever brake		
EAM060010	<input type="checkbox"/> Brake lever extension, knee-lever brake, fold-down		
EAM060023	<input type="checkbox"/> Compact brake EVO	(Not with mountainbike rear wheel)	

ACCESSORIES

EAM090000	<input checked="" type="radio"/> Tool kit		
EAM090024	<input type="checkbox"/> High pressure pump (0 - 14 bar)		
EAM090025	<input type="checkbox"/> Air pump		
EAM090009	<input type="checkbox"/> Crutch holder, loop		
EAM090026	<input type="checkbox"/> Mobile phone pocket		

COLOURS Please consult our colour catalogue to review your colour choice

	Frame	Handrim	Rim/Hub (1)		Frame	Handrim	Rim/Hub (1)
02 Brilliant Silver	<input type="radio"/>	<input type="checkbox"/>	<input type="checkbox"/>	27 Graphitemetallic	<input type="radio"/>	<input type="checkbox"/>	<input type="checkbox"/>
03 Silver Matt	<input type="checkbox"/>	<input type="checkbox"/>	<input type="checkbox"/>	29 Black	<input type="radio"/>	<input type="checkbox"/>	<input type="checkbox"/>
06 Sun Yellow	<input type="radio"/>	<input type="checkbox"/>	<input type="checkbox"/>	31 Matt Black	<input type="radio"/>	<input type="checkbox"/>	<input type="checkbox"/>
14 Blue	<input type="radio"/>	<input type="checkbox"/>	<input type="checkbox"/>	32 Signal White	<input type="radio"/>	<input type="checkbox"/>	<input type="checkbox"/>
15 Brilliant Marine	<input type="radio"/>	<input type="checkbox"/>	<input type="checkbox"/>	33 Pink	<input type="radio"/>	<input type="checkbox"/>	<input type="checkbox"/>
16 Matt Marine	<input type="checkbox"/>	<input type="checkbox"/>	<input type="checkbox"/>	34 Dark Chocolate Metallic	<input type="checkbox"/>	<input type="checkbox"/>	<input type="checkbox"/>
19 Brilliant Purple	<input type="radio"/>	<input type="checkbox"/>	<input type="checkbox"/>	35 Skyblue	<input type="checkbox"/>	<input type="checkbox"/>	<input type="checkbox"/>
21 Red Ruby	<input type="radio"/>	<input type="checkbox"/>	<input type="checkbox"/>	36 Cyan-Metallic	<input type="checkbox"/>	<input type="checkbox"/>	<input type="checkbox"/>
22 Brilliant Red	<input type="checkbox"/>	<input type="checkbox"/>	<input type="checkbox"/>	37 Marsred (Orange)	<input type="checkbox"/>	<input type="checkbox"/>	<input type="checkbox"/>
23 Matt Red	<input type="checkbox"/>	<input type="checkbox"/>	<input type="checkbox"/>	40 Kiwi	<input type="checkbox"/>	<input type="checkbox"/>	<input type="checkbox"/>
24 Tutti Frutti Orange	<input type="radio"/>	<input type="checkbox"/>	<input type="checkbox"/>	41 Flamingo-Glitter	<input type="checkbox"/>	<input type="checkbox"/>	<input type="checkbox"/>
				42 Matt-Anthracite	<input type="radio"/>	<input type="checkbox"/>	<input type="checkbox"/>
				46 Mamba Green (new)	<input type="checkbox"/>	<input type="checkbox"/>	<input type="checkbox"/>

(1) Only with universal rear wheel 22"and 24"

Comments for special build - please apply for a quote; lead time conditions my change.



Easy ^{max} - Base Price	
Option price	
Packaging and transport	
Exclusive VAT	
VAT.	
Total Price	

Handrim



EAM070208
Max Grepp

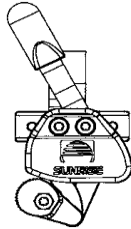


EAM07207
Supergrip

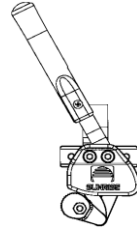
Brake



EAM060001
Standard



EAM060002
Knee lever



EAM060010
extension for knee lever



EAM060003
Compact

Accessory



EAM090024
High pressure pump



EAM090025
air pump