

# Tango<sup>®</sup>







# Tango<sup>®</sup>

## Setting a new standard in powerchairs

The Quickie Tango is the hassle free powerchair with the most complete standard configuration and a wide range of manual and powered options.

### Comprehensive standard configuration includes:

- Mechanical seat tilt
- Mechanical back recline
- Seat depth and width adjustable
- Tension and height adjustable back
- Fold down back for easy transport
- Good Outdoor and indoor performance:
  - Compact width:
    - 58 cm with 12" wheels
    - 60 cm with 14" wheels



# Great standard features

The Quickie Tango offers the most complete features in its standard configuration: Full adjustability, tilt and recline, comfort ride and secure transportation.



## Mechanical seat tilt

The seat can be tilted and set manually within a range of 0° to 9° (with tools).



## Mechanical reclining back

The backrest recline can be adjusted from -3° to 12° in 3° increments (without tools)



## Tension & height adjustable back

Backrest upholstery is tension adjustable for improved user comfort, and can be adjusted to 45, 47,5 and 50 cm height



## Adjustable seat width

Through the width adjustable armrest receiver the seat width can be adjusted from 40 to 50 cm

## Adjustable seat depth

The backrest can be moved backwards to offer seat dept adjustment from 42.5 to 50 cm in 2,5 cm



## Fold down backrest

Fold down backrest for easy transportation and storage

**Height adjustable armrest:** The single post armrests are also height adjustable as standard.

**Width adjustable hangers:** Hangers offer 4cm of outward width adjustment.



## Drive wheel suspension

Drive wheel suspension as standard improves comfort and minimises the effect of challenging environments

## Tie down points

Integrated and easy accessible tie down points at the rear and at the front of the frame for secure transportation in vehicles





## Comfort seating

Pro Seating comfort cushion and back is available as an option to improve user comfort.



**Standard Headrest**

For standard upholstery back



**Comfort Headrest**

For comfort back



## Electronics


Simple yet efficient electronics make the chair easy to handle and to service and can accommodate all the available powered options.

### VR2 programmable electronics

- VR2 controller controls up to two actuators via the joy stick
- 50 Amp controller as standard
- 60 Amp controller with two actuator outputs (optional)
- Dual control option
- Four actuator control box, optional



Four actuator control box (option)



Parallel Swing- Away controller (standard)



## Easy to service

Easy accesible batteries for service and maintenance

## Additional options:

- Three colour choices: Brilliant Silver, Brilliant Blue and Brilliant Red
- Two choices of wheel size (12" x 8" and 14" x 9") pneumatic or solid
- Crutch holder
- Kerb climber

# Wide range of Manual and Powered Options

In addition to the standard features the Quickie Tango offers a wide range of manual and powered options. Seat tilt, Back recline and Elevating legrest, to accommodate individual end user needs.



Manual and powered options can be added or removed after purchase via easy to use upgrade kits.

## Elevating legrest

- Manual elevating legrest
- Powered elevating legrests can be adjusted via the joystick

## Back recline

- Manual backrest recline angle with gas strut adjustable from  $-3^{\circ}$  to  $-30^{\circ}$
- Powered backrest recline adjustable through the joystick from  $-3^{\circ}$  to  $-30^{\circ}$


## Seat tilt

- Manual seat tilt with actuator lever, adjustable from  $3^{\circ}$  to  $25^{\circ}$
- Powered seat can tilt from  $3^{\circ}$  to  $25^{\circ}$  by operating it through the control system



## Lights & Indicators

Modern looking lights and indicators available as option for outdoor safety



## Drive wheel mud guards

Optional mud guards improve the chair look and protect the user

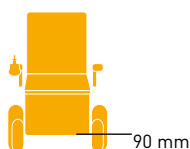
# Tango®



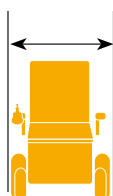
## Seating system adjustments

|              |                              |                   |                         |
|--------------|------------------------------|-------------------|-------------------------|
| Seat depth:  | Adj. : 42.5, 45, 47.5, 50 cm | Backrest heights: | 45 / 47.5 / 50 cm       |
| Seat width:  | Adj. from 40 to 50 cm        | Backrest angles:  | Adj. -3° - 12°          |
| Seat height: | 43 cm (with 3° tilt)         | Armrest height:   | Adj. from 27 to 35.5 cm |
| Seat angles: | Adj. 3°, 6°, 9°              |                   |                         |


Ground clearance



Chair width  
58 cm with 12" wheels  
60 cm with 14" wheels




Dynamic stability/  
max. safe slope



Chair length inc. Legrest  
110 cm



Max. kerb climb  
(with kerb climber option)



## Technical data (Measurements taken with the standard configuration)

|  |                    |                                       |         |
|--|--------------------|---------------------------------------|---------|
| Max. speed:                              | 6 kph              | Total weight (with 50 Amph batteries) | 100 kg  |
| Max. range: 50 Amph batt.                | 25 km (ISO 7176-4) | Max user weight:                      | 125 kg  |
| Batteries:                               | 40 / 50 Amph       | Controllers:                          | VR2 std |
| According EN 12184 classified as Class B |                    | Crash tested (ISO 7176-19)            |         |
| Minimum turning radius:                  | 90 cm              |                                       |         |



For further information on the full specification and options and accessories please refer to the order form. All information is subject to change without notification. Please consult Sunrise Medical with any queries you may have. If you are visually impaired, this document can be viewed in PDF format at [www.SunriseMedical.com](http://www.SunriseMedical.com) or alternatively is available on request in large text



Kahlbachring 2-4  
69254 Malsch/HD  
Tel.: +49 (0) 72 53 / 9 80-0  
Fax: +49 (0) 72 53 / 9 80-222  
E-Mail: [international@sunrisemedical.de](mailto:international@sunrisemedical.de)  
[www.SunriseMedical.eu](http://www.SunriseMedical.eu)