

Empulse F35

Compatibility Guide



04/2024

Wheelchair brand / model	Docking	Wheelchair brand / model	Docking
Sunrise Medical		RGK	
Nitrum	B	Tiga	A
Nitrum Hybrid	B	Tiga Sub 4	A
Helium	B	Tiga FX	A
Xenon ²	B	Octane	G
Xenon ² Hybrid	B	Octane Sub 4	G
Xenon ² SA	D	Octane FX	G
Rubix ²	D		
Basix ²	D		
QS5 X	A		

Please note: The above list is an indication of wheelchair models the F35 can be mounted on. However, frame shape, CoG, wheel-size and seat-depth are of influence. Additionally, a straight section of the frame tube of at least 35 mm is also necessary for the attachment of the clamps. Therefore it is essential to try and test it to be 100% sure! Or ask your supplier for advice. The compatibility guide only shows wheelchairs with a signed combination agreement. Find docking information on the next page. For potential No-go's with Sunrise Medical wheelchairs please refer to the appropriate wheelchair Order Form.

Empulse F35

Docking Information

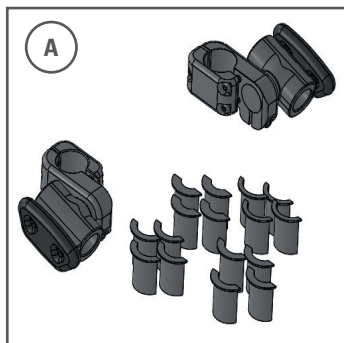
The F35 easily fits on almost all common manual folding and rigid wheelchairs with the following dimensions:

Box and open frame or similar frame type with round tubes diameter (19.5 mm, 23 mm, 25 mm, 28.6 mm & 30 mm) or oval tube (Xenon², Nitrum). Additional special clamps are available, please refer to the combination overview and the following description and choose the specific mounting brackets on the order form.

Mounting position: Optimal angle of the F35 to the ground is 80°. For optimal performance, it is recommended to mount the docking clamps not lower than 249mm and not higher than 370mm (measured from floor to bottom edge of the clamp)

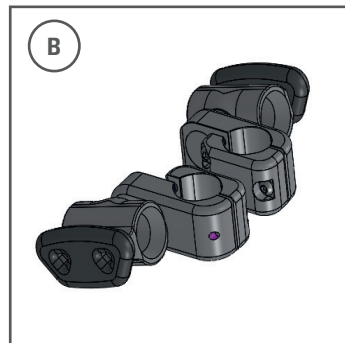
Frame width measured from the center of the frame tube to the center of the frame tube at mounting position.

- Possible mounting range from 260 mm to 480 mm measured frame width
- If there is an inset, the mounting position of the clamps must be below the bend
- Measured width differs from the seat width due to the measuring method or frame version (inset, V indentation, ab- or adduction, etc.)
- Use only the measured dimension and not the seat width to check the compatibility.



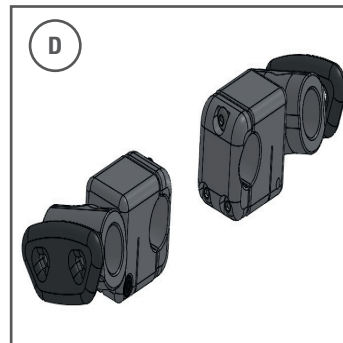
Version A

Suitable for round tube with 19.5 mm, 23 mm, 25 mm, 28.6 mm & 30 mm diameters and QS5 X. Adaptable through inserts included in delivery.



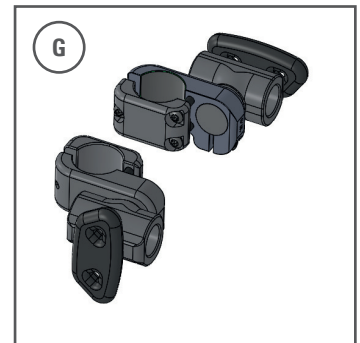
Version B

Oval tube for Nitrum, Xenon² & Xenon² Hybrid.



Version D

Suitable for Xenon² SA.



Version G

Suitable for round tube with 32mm diameters