

Invoice to:
 Name:
 Street:
 Town: Postal code:
 E-Mail:
 Tel: Fax:

Deliver to:
 Name:
 Street:
 Town: Postal code:
 E-Mail:
 Tel: Fax:

Order date:
 Purchase order:

Marked for:

Base Price
£3,200

Fax number: +44 (0)845 605 66 89
 Email: orders@sunmed.co.uk
 Max User Weight 65Kg

Transit approved to ISO 7176-19
(only when transit bracket option is selected)

Part No 062001-000 PQR01



CLIENT MEASUREMENT

Seat width in cm										Each seat width can be extended by 2 cm without extra parts
	22	24	26	28	30	32	34	36		
24	<input type="radio"/>	<input type="radio"/>	<input type="radio"/>	<input type="radio"/>	<input type="radio"/>	<input type="radio"/>	<input type="radio"/>	<input type="radio"/>		
26	<input type="radio"/>	<input type="radio"/>	<input type="radio"/>	<input type="radio"/>	<input type="radio"/>	<input type="radio"/>	<input type="radio"/>	<input type="radio"/>		
28	<input type="radio"/>	<input type="radio"/>	<input type="radio"/>	<input type="radio"/>	<input type="radio"/>	<input type="radio"/>	<input type="radio"/>	<input type="radio"/>		
30	<input type="radio"/>	<input type="radio"/>	<input type="radio"/>	<input type="radio"/>	<input type="radio"/>	<input type="radio"/>	<input type="radio"/>	<input type="radio"/>		
32	<input type="radio"/>	<input type="radio"/>	<input type="radio"/>	<input type="radio"/>	<input type="radio"/>	<input type="radio"/>	<input type="radio"/>	<input type="radio"/>		
34	<input type="radio"/>	<input type="radio"/>	<input type="radio"/>	<input type="radio"/>	<input type="radio"/>	<input type="radio"/>	<input type="radio"/>	<input type="radio"/>		
36	<input type="radio"/>	<input type="radio"/>	<input type="radio"/>	<input type="radio"/>	<input type="radio"/>	<input type="radio"/>	<input type="radio"/>	<input type="radio"/>		
38	<input type="radio"/>	<input type="radio"/>	<input type="radio"/>	<input type="radio"/>	<input type="radio"/>	<input type="radio"/>	<input type="radio"/>	<input type="radio"/>		
Only available with abduction frame										

Please note the method of measurement is from the back.
All measurements are in cm and without a cushion.

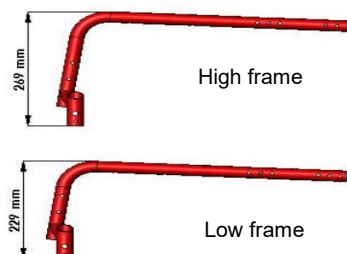
Please note the method of measurement is from the back.
 All measurements are in cm and without a cushion.

Each seat depth can be extended by 4 cm without extra parts

Front seat height in cm

		Fork (length)	Frame:	36	37	38	39	40	41	42	43	44	45	46	47	48
3"		111 mm	Low	<input type="radio"/>	<input type="radio"/>	<input type="radio"/>	<input type="radio"/>	<input type="radio"/>	<input type="radio"/>	<input type="radio"/>	<input type="radio"/>	<input type="radio"/>	<input type="radio"/>	<input type="radio"/>	<input type="radio"/>	<input type="radio"/>
		111 mm	High	<input type="radio"/>	<input type="radio"/>	<input type="radio"/>	<input type="radio"/>	<input type="radio"/>	<input type="radio"/>	<input type="radio"/>	<input type="radio"/>	<input type="radio"/>	<input type="radio"/>	<input type="radio"/>	<input type="radio"/>	<input type="radio"/>
4"		111 mm	Low	<input type="radio"/>	<input type="radio"/>	<input type="radio"/>	<input type="radio"/>	<input type="radio"/>	<input type="radio"/>	<input type="radio"/>	<input type="radio"/>	<input type="radio"/>	<input type="radio"/>	<input type="radio"/>	<input type="radio"/>	<input type="radio"/>
		123 mm (1)	Low	<input type="radio"/>	<input type="radio"/>	<input type="radio"/>	<input type="radio"/>	<input type="radio"/>	<input type="radio"/>	<input type="radio"/>	<input type="radio"/>	<input type="radio"/>	<input type="radio"/>	<input type="radio"/>	<input type="radio"/>	<input type="radio"/>
		111 mm	High	<input type="radio"/>	<input type="radio"/>	<input type="radio"/>	<input type="radio"/>	<input type="radio"/>	<input type="radio"/>	<input type="radio"/>	<input type="radio"/>	<input type="radio"/>	<input type="radio"/>	<input type="radio"/>	<input type="radio"/>	<input type="radio"/>
		123 mm (1)	High	<input type="radio"/>	<input type="radio"/>	<input type="radio"/>	<input type="radio"/>	<input type="radio"/>	<input type="radio"/>	<input type="radio"/>	<input type="radio"/>	<input type="radio"/>	<input type="radio"/>	<input type="radio"/>	<input type="radio"/>	<input type="radio"/>
5"		111 mm	Low	<input type="radio"/>	<input type="radio"/>	<input type="radio"/>	<input type="radio"/>	<input type="radio"/>	<input type="radio"/>	<input type="radio"/>	<input type="radio"/>	<input type="radio"/>	<input type="radio"/>	<input type="radio"/>	<input type="radio"/>	<input type="radio"/>
		123 mm (1)	Low	<input type="radio"/>	<input type="radio"/>	<input type="radio"/>	<input type="radio"/>	<input type="radio"/>	<input type="radio"/>	<input type="radio"/>	<input type="radio"/>	<input type="radio"/>	<input type="radio"/>	<input type="radio"/>	<input type="radio"/>	<input type="radio"/>
		111 mm	High	<input type="radio"/>	<input type="radio"/>	<input type="radio"/>	<input type="radio"/>	<input type="radio"/>	<input type="radio"/>	<input type="radio"/>	<input type="radio"/>	<input type="radio"/>	<input type="radio"/>	<input type="radio"/>	<input type="radio"/>	<input type="radio"/>
		123 mm (1)	High	<input type="radio"/>	<input type="radio"/>	<input type="radio"/>	<input type="radio"/>	<input type="radio"/>	<input type="radio"/>	<input type="radio"/>	<input type="radio"/>	<input type="radio"/>	<input type="radio"/>	<input type="radio"/>	<input type="radio"/>	<input type="radio"/>
6"		111 mm	Low	<input type="radio"/>	<input type="radio"/>	<input type="radio"/>	<input type="radio"/>	<input type="radio"/>	<input type="radio"/>	<input type="radio"/>	<input type="radio"/>	<input type="radio"/>	<input type="radio"/>	<input type="radio"/>	<input type="radio"/>	<input type="radio"/>
		123 mm (1)	Low	<input type="radio"/>	<input type="radio"/>	<input type="radio"/>	<input type="radio"/>	<input type="radio"/>	<input type="radio"/>	<input type="radio"/>	<input type="radio"/>	<input type="radio"/>	<input type="radio"/>	<input type="radio"/>	<input type="radio"/>	<input type="radio"/>
		111 mm	High	<input type="radio"/>	<input type="radio"/>	<input type="radio"/>	<input type="radio"/>	<input type="radio"/>	<input type="radio"/>	<input type="radio"/>	<input type="radio"/>	<input type="radio"/>	<input type="radio"/>	<input type="radio"/>	<input type="radio"/>	<input type="radio"/>
		123 mm (1)	High	<input type="radio"/>	<input type="radio"/>	<input type="radio"/>	<input type="radio"/>	<input type="radio"/>	<input type="radio"/>	<input type="radio"/>	<input type="radio"/>	<input type="radio"/>	<input type="radio"/>	<input type="radio"/>	<input type="radio"/>	<input type="radio"/>

Your rear seat height can only be between 0 cm and 13 cm below your front seat height:
 i.e. rear seat height CANNOT be above front seat height
 i.e. rear seat height CANNOT be more than 13 cm below front seat height
 . More info, see first



Rear seat height in cm

		Wheels	29	30	31	32	33	34	35	36	37	38	39	40	41	42	43	44	45	46
Rear wheel		20" (2)	<input type="radio"/>	<input type="radio"/>	<input type="radio"/>	<input type="radio"/>	<input type="radio"/>	<input type="radio"/>	<input type="radio"/>	<input type="radio"/>	<input type="radio"/>	<input type="radio"/>	<input type="radio"/>	<input type="radio"/>	<input type="radio"/>	<input type="radio"/>	<input type="radio"/>	<input type="radio"/>	<input type="radio"/>	<input type="radio"/>
		22"	<input type="radio"/>	<input type="radio"/>	<input type="radio"/>	<input type="radio"/>	<input type="radio"/>	<input type="radio"/>	<input type="radio"/>	<input type="radio"/>	<input type="radio"/>	<input type="radio"/>	<input type="radio"/>	<input type="radio"/>	<input type="radio"/>	<input type="radio"/>	<input type="radio"/>	<input type="radio"/>	<input type="radio"/>	<input type="radio"/>
		24"	<input type="radio"/>	<input type="radio"/>	<input type="radio"/>	<input type="radio"/>	<input type="radio"/>	<input type="radio"/>	<input type="radio"/>	<input type="radio"/>	<input type="radio"/>	<input type="radio"/>	<input type="radio"/>	<input type="radio"/>	<input type="radio"/>	<input type="radio"/>	<input type="radio"/>	<input type="radio"/>	<input type="radio"/>	<input type="radio"/>

(1) fork compatible with additional drive

(2) only with Proton wheels/Right Run tyres

										£	
SEAT UPHOLSTERY											
Seat sling										(with pad)	
SIB020002	<input type="radio"/>	1 Utility bag								(Std default option)	
SIB020004	<input type="checkbox"/>	Utility bag and catheter bag								(only from SW 34 cm)	
SIB020000	<input type="checkbox"/>	Without seat sling								110	
Seat cushion with cover, black											
a) Foam composite		Thickness:	<input type="checkbox"/> 3cm	<input type="checkbox"/> 5cm						(medium)	
b) Latex		Thickness:	<input type="checkbox"/> 5cm						(very soft)		
Seat accessories											
SIB090018	<input type="checkbox"/>	Positioning belt with lock								75	
Backrest (range)		20 - 25	25 - 30	30 - 35	35 - 40						
Back height set at (cm)		<input type="radio"/> 20	<input type="radio"/> 25	<input type="radio"/> 30	<input type="radio"/> 35						
		<input type="radio"/> 22.5	<input type="radio"/> 27.5	<input type="radio"/> 32.5	<input type="radio"/> 37.5						
		<input type="radio"/> 25	<input type="radio"/> 30	<input type="radio"/> 35	<input type="radio"/> 40						
BACKREST											
Backrest frame (4 cm seat depth growth built in)											
SIB030015	<input type="radio"/>	Foldable, angle adjustable					(74° to 110° adjustable)			(-16° to +20°)	
SIB030102	<input type="checkbox"/>	Double locking back	(6)	(not in combination with 1240)			(74° to 110° adjustable)			(-16° to +20°)	
SIB030530	<input type="checkbox"/>	Relax position (+10°)								(not in combination with 4016)	
Push handles											
SIB030200	<input type="radio"/>	Without push handles (rounded tube end)									
SIB030201	<input type="radio"/>	Std. push handles (long)									
SIB030203	<input type="checkbox"/>	Fold-down push handles	(1)							180	
SIB030204	<input type="checkbox"/>	Height-adjustable push handles	(6)							240	
SIB030201	<input type="checkbox"/>	Prepared for JAY Zip back								(not with Distance 20 mm for stabilising bar)	
SIB030208	<input type="checkbox"/>	Push bar, height-adjustable, width and angle-adjustable								(not with SW 22)	
SIB030405	<input type="checkbox"/>	Fitting kit (spacer) for shells/back	(6)							95	
Backrest upholstery											
SIB030316	<input type="radio"/>	EXO Backrest sling, synthetic fibre, padded, adjustable, 1 accessory bag, black (Evo Exo Version)									
Colour, binding tape:		<input type="radio"/> Black	<input type="radio"/> Orange	<input type="radio"/> Silver	<input type="radio"/> Red	<input type="radio"/> Blue					
SIB030317	<input type="checkbox"/>	EXO PRO Backrest, synthetic fibre, padded, adj., breathable spacer fabric, 1 accessory bag, black (Evo Exo Version)								195	
Colour, binding tape:		<input type="radio"/> Black	<input type="radio"/> Orange	<input type="radio"/> Silver	<input type="radio"/> Red	<input type="radio"/> Blue					
SIB030300	<input type="radio"/>	Without backrest upholstery									
Headrest											
SIB030411	<input type="checkbox"/>	Headrest small	(2)	SIB030410	<input type="checkbox"/>	Headrest large	(2)			(not in combination with 4022, 4024)	
SIDE GUARDS AND ARMREST											
SIB040103	<input type="checkbox"/>	Straight side guard aluminium with fender (Pair) - for use with Safari brakes								335	
SIB040055	<input type="checkbox"/>	Tool height adjustable armrest - short pad (3) (includes aluminium side guard)								120	
Accessories											
SIB090111	<input type="checkbox"/>	Height adjustable tray table, slide-on for SW 22 - 36 cm								175	
Therapy table, flip-down for SW 26 - 36 cm		(4)								(only with height adjustable armrests with pad)	
Attachment:		SIB090113	<input type="checkbox"/> right hand	SIB090112	<input type="checkbox"/> left hand						255
LEGREST & FOOTPLATES											
Footplates											
SIB050025	<input type="checkbox"/>	Platform footrest angle and depth adjustable (composite footboard)							(LLL between 22 - 36 cm)	145	
SIB050056	<input type="checkbox"/>	Aluminum, angle and depth-adjustable, calf strap, black							(LLL between 22 - 36 cm)	160	
SIB050032	<input type="radio"/>	Platform footrest swing back (composite footboard)							(LLL between 22 - 36 cm)		
SIB050048	<input type="checkbox"/>	Platform footplates, high mount (composite footboard)							(for lower leg length between 17 - 25 cm)	160	
SIB050127	<input type="checkbox"/>	Foot positioning plate							(not in combination with swing back footrest)	90	

(1): Only available from back height 30 cm

(2): Only available from back height 30 - 35cm

(3): Not available with the Safari wheel lock - wheel lock integrated into Side guard (6001)

(4): Only available with tool height adjustable armrest - short pad (4227)

(5): For lower leg length between 22 - 36 cm

(6): If the combination of 4016 and 4034 are chosen then 4046 must be added

										£							
Lower leg length (LLL)											(Attention: LLL has to be 2.5 cm lower than seat height front)						
<input type="radio"/>	17	<input type="radio"/>	18	<input type="radio"/>	19	<input type="radio"/>	20	<input type="radio"/>	22	<input type="radio"/>	23	<input type="radio"/>	24	<input type="radio"/>	25		
<input type="radio"/>	26	<input type="radio"/>	27	<input type="radio"/>	28	<input type="radio"/>	29	<input type="radio"/>	30	<input type="radio"/>	31	<input type="radio"/>	32	<input type="radio"/>	33		
<input type="radio"/>	34	<input type="radio"/>	35	<input type="radio"/>	36	All measurements are in cm											
FRAME 95° knee angle																	
SIB010018	<input type="radio"/>	Straight standard frame (1)															
SIB010019	<input type="radio"/>	Abduction standard frame (3cm)															
AXLE PLUG AND CENTRE OF GRAVITY (COG)																	
(all measurements are in cm)																	
Choose only one of the 9 choices (measured from front of back post in cm)																	
<input type="radio"/>	2.00 cm																
<input type="radio"/>	3.00 cm																
<input type="radio"/>	4.00 cm																
<input type="radio"/>	5.00 cm																
<input type="radio"/>	6.00 cm																
<input type="radio"/>	7.00 cm																
<input type="radio"/>	8.00 cm																
<input type="radio"/>	9.00 cm																
<input type="radio"/>	10.00 cm																
Frame accessories																	
(choose either tip assist or anti- tip tubes, not both)																	
SIB090100	<input type="radio"/>	Crash test brackets (tie downs)													(includes SIB030405)		
Tip assist (step tube)																	
SIB090001	<input type="checkbox"/>	Left	SIB090002	<input type="checkbox"/>	Right									45			
SIB090009	<input type="checkbox"/>	Crutch holder with Velcro													(only in combination with 1230)	90	
Anti-tip tubes, swing-away																	
SIB090004	<input type="checkbox"/>	Left	SIB090005	<input type="checkbox"/>	Right									115			
SIB090006	<input type="checkbox"/>	Pair													235		
CASTOR FORK																	
SIB080013	<input checked="" type="radio"/>	Fork Carbotecture®													(only 111 mm)		
SIB080029	<input type="radio"/>	Fork Aluminum															
STANDARD CASTORS																	
(compare with your choice on the first page)																	
SIB080301	<input type="radio"/>	Solid															
SIB080302	<input type="radio"/>	Soft solid													(only for 5" & 6")		
Castors with aluminium rim																	
SIB080304	<input type="checkbox"/>	Solid Aluminium													(only for 4" and 5")	110	
SIB080306	<input type="checkbox"/>	Soft roll castor with aluminium rim wide version													(only for 4" and 5")	110	
REAR WHEELS																	
SIB070001	<input type="radio"/>	Cross spoked													(pair)	(only available with 22" & 24")	
SIB070002	<input type="radio"/>	Design wheels (straight spoked)													(pair)	(not with 22")	
SIB070003	<input type="radio"/>	Lightweight wheels (straight spoked)													(pair)	22+24"	
SIB070004	<input type="checkbox"/>	Proton wheels													(pair)	(only available with 20", 22" & 24")	700
SIB070009	<input type="checkbox"/>	Mountain bike wheels													(only with 24", mountain bike tyres & aluminium rim, black coated)	445	
SIB070010	<input type="checkbox"/>	Additional mountain bike wheels (pair)													(only with 24" & mountain bike tyres.)	605	
TYRES																	
(choose only one tyre type)																	
SIB070101	<input type="radio"/>	Right Run													(available in 20"; 22" and 24")		
SIB070102	<input type="radio"/>	Solid tyres													(only 22"; not available with Safari wheel locks, lightweight or proton wheels)		
SIB070107	<input type="radio"/>	Schwalbe One (Slight puncture resistance)													(only 24")		
SIB070104	<input type="checkbox"/>	24" Marathon plus evolution													(not 20" or 22" - puncture resistant)	110	

(1): available from seat width 28cm

£

HANDRIMS

SIB070202

☐

Aluminium silver anodised

SIB070201

☐

Aluminium silver powder coated

SIB070204

☐

Stainless steel 22" with thin diameter (15 mm)

SIB070203

☐

Coloured aluminium pushrim. colour code:

not with lightweight wheel (5140)

SIB070205

☐

Titanium

(not with 20" & 22" wheels)

SIB070206

☐

Titanium clear powder coated

(not with 20" & 22" wheels)

SIB070207

☐

Handrims, Supergrip ®

(only 24" wheels and not available with lightweight wheels)

SIB070208

☐

Handrims, Maxgrepp ®

(not with solid tyres or 22" & 24" wheels)

Hand rim mounting

☐ Standard = 17mm

☐ Wide = 27mm

☐ Close = 7mm

SIB070250

☐

Handrim cover

(only 22" and 24")

WHEEL CAMBER

(choose only one option)

☐ 0°

☐ 3°

☐ 6°

☐ 9°

Spoke guards

Please refer to the brochure and provide number/description

☐ Spoke guards

Number

Description

160

Please consult the following page to choose your selection or to order a copy of our brochure please call 0845 605 66 88 or e-mail literaturerequests@sunmed.co.uk

You can also view the brochure online by visiting www.sunrisemedical.com and navigating to Quickie Simba. You will find the brochure under Multimedia & Downloads

WHEEL LOCKS

(choose only one option)

SIB060001

☐

Standard wheel lock

SIB060002

☐

Knee lever wheel lock

SIB060003

☐

Compact wheel lock

(only available on straight frame)

(only available on straight frame)

SIB060013

☐

Safari wheel lock (wheel lock integrated into side guard - must pick side guard)

(not with solid tyres)

SIB060014

☐

Attendant wheel lock with Safari wheel lock (wheel lock integrated into side guard - must pick side guard)

Wheel lock accessories

SIB060010

☐

Extension for knee lever wheel lock, slip-on, swing-away

(only on 6008)

55

ACCESSORIES

SIB090000

☒

Tool kit

SIB090024

☐

High pressure pump

SIB090025

☐

Air pump

SIB090030

☐

Back pack

SIB090016

☐

Impact guard

(not with platform footplates highmounted)

SIB090026

☐

Mobile phone holder

COLOURS

Frame

Handrim (1)

£80

Hub/rim (2)

£230

01 Matte Black

☐

☐

☐

02 Gloss Black

☐

☐

☐

03 Metallic Shadow

☐

☐

☐

04 Starlight White

☐

☐

☐

05 Silver Ore

☐

☐

☐

06 Storm Gray

☐

☐

☐

07 Desert Tan

☐

☐

☐

08 Desert Sage

☐

☐

☐

09 Salute Green

☐

☐

☐

10 Velvet Sapphire

☐

☐

☐

11 Midnight Blue

☐

☐

☐

Frame

Handrim (1)

£80

Hub/rim (2)

£230

12 Royal Blue

☐

☐

☐

13 Brilliant Ocean

☐

☐

☐

14 Scarlet Noir

☐

☐

☐

15 Red Pepper

☐

☐

☐

16 Cherry Lustre

☐

☐

☐

17 Turbo Green

☐

☐

☐

18 Pink Power

☐

☐

☐

19 Satin Rose

☐

☐

☐

20 Mystic Purple

☐

☐

☐

21 Solar Orange

☐

☐

☐

22 Velocity Yellow

☐

☐

☐

Style Package (coloured forks)

SIB100502

☐

Black

SIB100503

☐

Silver

SIB100501

☐

Orange

Frame Sticker

SIB100550

☐

Black

SIB100551

☐

Silver

(1) Only available on Universal and Design wheels

(2) Only available on Universal wheels

Simba - Base Price

£3,200

Option price

£

Total Price

£

OF_ZIPPIE_SIMBA_RETAIL_01.01.2024_REV2

Please follow measuring method:

The following method is recommended on the basis of extensive practical experience.
Deviations are possible in individual instances

Seat width:

a) For the user:

Allow space between side guard and between hip on each side of the chair (approx. 1 - 2 cm altogether).

b) On the wheelchair:

From inside side guard to inside side guard

Seat depth:

a) For the user:

When sitting upright: leave space for 2-3 fingers between front edge of seat upholstery and back of knee (approx. 3-6 cm). Care must be taken with adjustable upholstery.

b) On the wheelchair:

From back tube to front of seat upholstery.

Back height:

a) For the user:

Measured from the seat, including cushion, to be **no more** than one finger (1 - 2 cm) below the lower shoulder blade.
Important! The back height depends on the degree of disability.

b) On the wheelchair:

From seat tube to upper edge of backrest upholstery.
Note: The user's ability to sit upright has a major influence on the back height and it can therefore differ considerably.

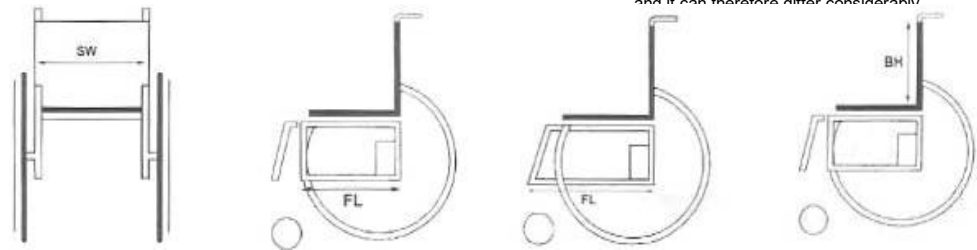
Lower leg length:

a) For the user:

With legs angled at right angles, from back of knee to bottom of shoe sole.
Remember: to deduct the cushion height when providing the measurement

b) On the wheelchair:

From front of seat to top of footrest.



<u>Overall width with:</u>	20"	22"	24"
For 0° camber:	SW+16cm	SW+16cm	SW+16cm
For 3° camber:	SW+20cm	SW+20cm	SW+21cm
For 6° camber:	SW+26cm	SW+26cm	SW+27cm
For 9° camber:	SW+31cm	SW+32cm	SW+33cm
each with handrim distance std			

Please note that the matrix is based on a std configuration
Std chair 30 x 32 cm, 6° camber, 6 cm CoG
Seat angle of 6°
All changes in the configuration might change the seat heights.
Manufacturing tolerances of +/- 1 cm

NOTES:
Max seat height difference rear to front is 13 cm.
No negative seat angle is possible
Please note that the matrix is based on a standard configuration

Overall width:

Max overall height: 88 cm
Max overall length: 85 cm

Min overall height: 61 cm
Min overall length: 57 cm

Chair specification:

Long frame; seat depth: 42cm; COG: 2cm;
24" wheel and 6" front castor

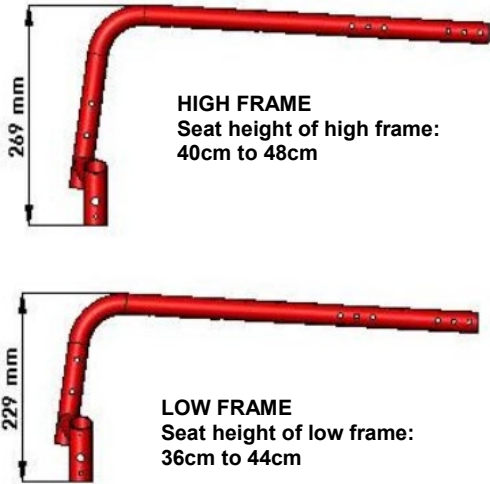
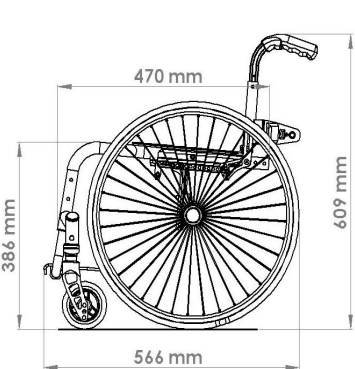
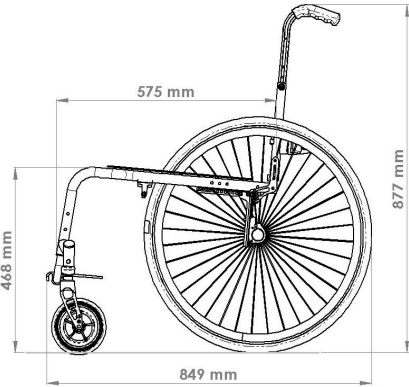
Short frame; seat depth: 24cm; COG: 10cm;
20" wheel and 4" front castor

Weights:

Minimum weight:
approx from 8 kg

Maximum measurements

Minimum measurements

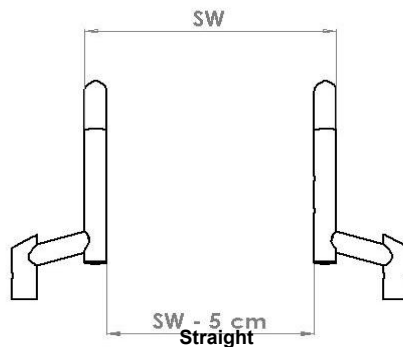
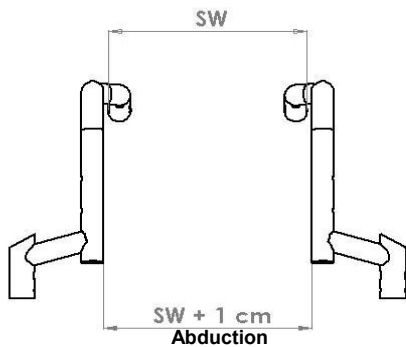


HIGH FRAME
Seat height of high frame:
40cm to 48cm

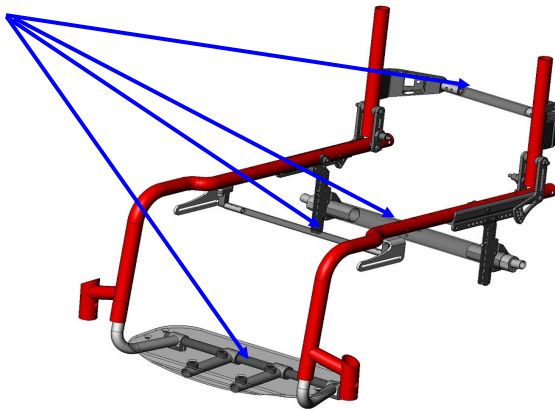
LOW FRAME
Seat height of low frame:
36cm to 44cm

Frame abduction table

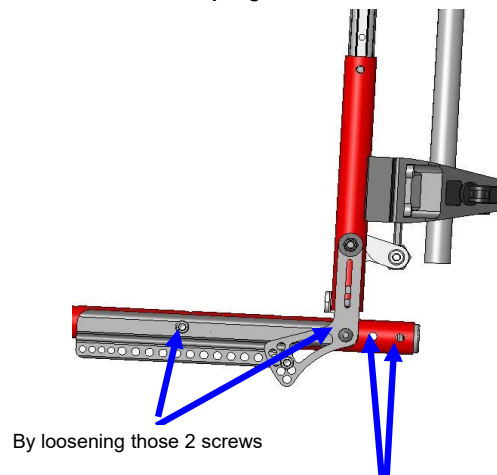
Seat width	22	24	26	28	30	32	34	36	38
Frame type	cm	cm	cm	cm	cm	cm	cm	cm	cm
Straight				23	25	27	29	31	33
Abduction	23	25	27	29	31	33	35	37	39



Seat width growth of 2 cm without new parts



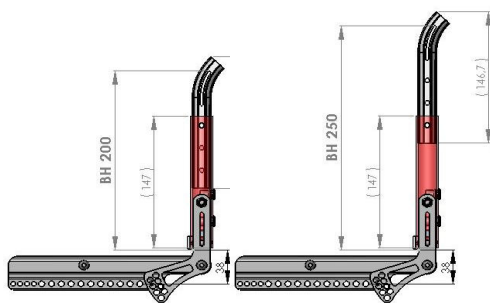
Seat depth growth of 4 cm without new parts



By loosening those 2 screws

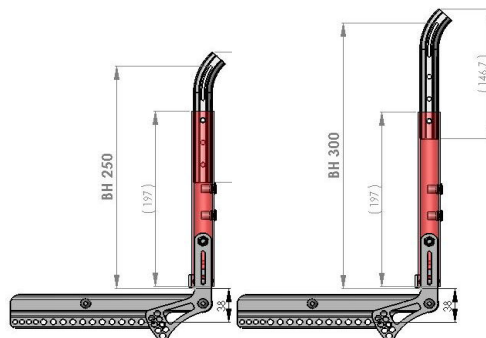
2 new seat depths without using new parts. In Total additional 4cm

Backrest height: 20 – 25 cm range



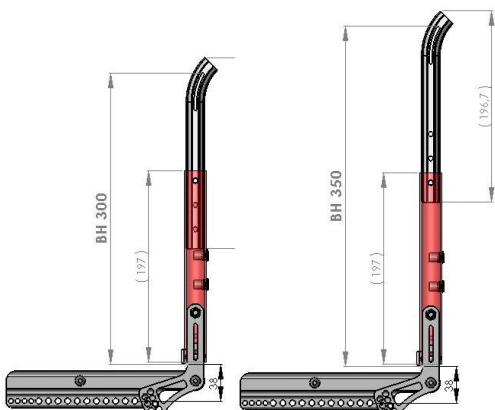
Short. Backrest frame & short push handle tubes

Backrest height: 25 – 30cm range



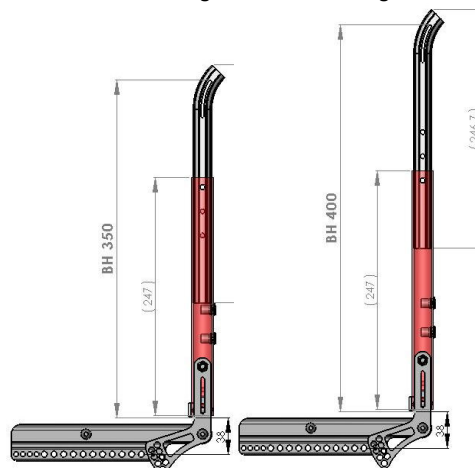
Medium Backrest frame & short push handle tubes

Backrest height: 30 – 35 cm range



Medium Backrest frame & medium push handle tubes

Backrest height: 35 – 40cm range



Long Backrest frame & long push handle tubes

SPOKE GUARDS - 22" & 24" ONLY



5000 - Princess Life



5007 - Monkeys



5002 - Jungle Fever



5004 - Happy Lions



5025 - Oriental



5008 - Pirates



5015 - Feather



5003 - Superhero



5018 - Graffiti



5017 - Chrome Wheel



5016 - Hot Wheels



5023 - Basketball



5024 - Basketball 2



5013 - Pool



5022 - Flying Water



5021 - Space



5020 - Silk



5010 - Zebra



5134 - Galactica



5009 - Tiger