



Technical / News Bulletin  
UK

**BULLETIN NO.:**

**TB UK134**

**DATE ISSUED**

01/05/2020

### BULLETIN DETAILS

<b>Product Group:</b>	ZIPPIE	
<b>Model Affected:</b>	Voyage	
<b>Effective Date: See Below</b>	<b>Serial No. Effective From:</b>	N/A
<b>Bulletin Subject:</b>	New Zippie Voyage Base	

#### Description of Issue / Solution:

In an ongoing effort to improve the design, functionality and performance of our early year's strollers, the ZIPPIE Voyage, has under gone a design improvement that introduces a new Voyage base. This is to replace the previous Baby Jogger City Select base with a newly, designed for purpose, Zippie Voyage base.



Baby Jogger  
City Select Base







NEW Zippie  
Voyage Base




The new Zippie Voyage base will be introduced into production from Friday 1<sup>st</sup> May. Therefore, all orders received on and after this date will received the new redesigned base.

#### Key Updates & Design Differences

With the introduction of the new Zippie voyage base there are a number of key improvements and differences:

- Base Weight
- Folding Mechanism
- Brake Mechanism
- Push handle height & angle adjustable

	Baby Jogger City Select Base	New Zippie Voyage
<b>Base Weight</b>	The Baby Jogger base weighed just 12kg making it light enough for parents to lift in and out of their vehicles.	Our key aim with the new base was to improve longevity, allowing a slight compromise on weight. The new base weighs in at 12.7 kg (only 700 g heavier).
<b>Folding Mechanism</b>	<p>Previously with the folding of the City Select base this was activated by pulling sharply up on the two side grips. Feedback showed that for some care givers this was awkward &amp; difficult, as the mechanism could get stuck.</p> 	<p>The Zippie Voyage folding mechanism has been redesigned to address the feedback. The folding mechanism can now be activated by smoothly sliding up the triggers on both sides of the push handles, causing the base to automatically fold. A simple lock mechanism has been introduced, which allows the base to stay folded, and this can easily be released to unfold the base.</p> 
<b>Brake Mechanism</b>	<p>With the previous base the brake mechanism was mounted on the side of the base. Customer feedback showed this failed from time to time, due to the wires being susceptible to snagging while being lifted in and out of vehicles.</p> 	<p>The new foot brake has been designed to enhance longevity and improve ease of function. For this reason, the brake is now easily activated by the care givers foot. The brake cable is directly fed in to the Zippie Voyage frame to protect and reduce call outs to fix this part.</p> 

<p><b>Push Handle Height &amp; Angle Adjustment</b></p>	<p>The City Select base previously offered easy height adjustment. However, for some care givers they found that angle of the push handle to be uncomfortable.</p> 	<p>With the redesigned base we took this feedback on board by introducing angle and height adjustment of the push handles, allowing the care giver to find a more comfortable push position for their hands. This is adjusted by pushing the button on both sides of the push handle.</p> 
<p><b>Clinical Accessories</b></p>	<p>The City Select base was available with a range of clinical accessories such as:</p> <ul style="list-style-type: none"> <li>• IV Pole</li> <li>• Oxygen holder</li> <li>• Vent tray</li> </ul> 	<p>With the introduction of the new base these options are still available:</p> <ul style="list-style-type: none"> <li>• IV Pole</li> <li>• Oxygen holder</li> <li>• Vent tray</li> </ul>

## Maintained Design Features

With the introduction of the new base design updates have been made. However, there are a number of key features which are still maintained:

### **1. ZIPPIE Voyage Seating**

This update has not affected the Zippie Voyage seating and therefore any Zippie Voyage seating parts & accessories that you already have can be easily fitted onto the new base.



## 2. Clinical Tilt & Recline

The same range of tilt ( $0^{\circ}$  –  $35^{\circ}$ ) and backrest recline ( $80^{\circ}$  –  $180^{\circ}$ ) is still achievable on the new Zippie Voyage base.



## 3. Clinical Options & Accessories

With the introduction of the new ZIPPIE Voyage base we were aware that it was critical to maintain the options such as Oxygen tank holder, ventilator tray & IV pole and therefore we have designed new options to fit onto the NEW Zippie Voyage base.



## Order Forms & Literature

As the NEW ZIPPIE Voyage base will come in to affect from Friday 1<sup>st</sup> May order forms have been updated and will be distributed via email through our Marketing team. Alternatively, you can contact your local Area Sales Manager for your new order form.

If you would like to arrange in-service training on the new ZIPPIE Voyage base to review this with your team, please contact your Local Area Sales Manager who will be able to arrange a date to demonstrate the NEW base.

There is also a new updated ZIPPIE Voyage brochure which is available to be downloaded from our website ([www.sunrisemedical.co.uk/wheelchairs/zippie/strollers/voyage](http://www.sunrisemedical.co.uk/wheelchairs/zippie/strollers/voyage))

For all queries please contact your local Area Sales Manager.

<b>Customer Services</b>	<b>Customer Support</b>	<b>Technical Service Centre</b>	<b>E-mail</b>
--------------------------	-------------------------	---------------------------------	---------------

<b>Telephone:</b>	<b>+44 (0)845 605 66 88 Option 1-1</b>	<b>+44 (0)845 605 66 88 Option 1-2</b>	<a href="mailto:enquiries@sunmed.co.uk">enquiries@sunmed.co.uk</a>
<b>Fax:</b>	<b>+44 (0)845 605 66 89</b>	<b>+44 (0)845 605 66 89</b>	<a href="mailto:help.technical@sunmed.co.uk">help.technical@sunmed.co.uk</a>