



Technical / News Bulletin
UK

BULLETIN NO.:

TB UK119

DATE ISSUED

01/04/2020

BULLETIN DETAILS

Product Group:	QUICKIE	
Model Affected:	Q400-M Sedeo Lite, Q500 Sedeo Pro Series & Q700 Sedeo Pro Series	
Effective Date: See Below	Serial No. Effective From:	N/A
Bulletin Subject:	Q-Series Design Updates	

When designing our Q-Series range of power chairs, customer focus and innovation was at the heart of everything we did. From the very first concept we wanted to produce an innovative range of products that were designed with the prescriber, engineer and client in mind, and solve issues that our customers were facing.

Now that the product has launched, these two principles are still at the forefront of our thinking, therefore we are pleased to announce a series of new updates available on our new Q-Series chairs from January 2020. This technical bulletin outlines what the developments are and on which Q-Series products these each relate to.

- 1) **JAY J3 Interface** – Q500 Sedeo Pro Series & Q700 Sedeo Pro Series
- 2) **Attendant Control Option Available** – Q500 Sedeo Pro Series & Q700 Sedeo Pro Series
- 3) **NEW Centre Mount Available** – Q400-M Sedeo Lite, Q500 Sedeo Pro Series & Q700 Sedeo Pro Series
- 4) **NEW Fold Down Back Available** – Q400-M Sedeo Lite
- 5) **New Drive Parameters** – Q500-M & Q700-M
- 6) **Improved Seat to Floor Height Options** – Q400-M Sedeo Lite
- 7) **Sedeo Lite Back Cushion Headrest Mount** – Q400-M Sedeo Lite
- 8) **Sedeo Lite Single Post Armrests** – Q500 Sedeo Pro Series & Q700 Sedeo Pro Series
- 9) **Improved tray table width for seat width 54 / 56cm** - Q500 Sedeo Pro Series & Q700 Sedeo Pro Series

1) JAY J3 Interface – Q500 & Q700 Series


With immediate effect, the Q500 Sedeo Pro Series & Q700 Sedeo Pro Series will be available with a J3 interface.

Whilst the Sedeo Pro backrest offers a wide variety of solutions for the majority of clients, the J3 backrest series is still very popular and was often requested via B4M, leading to an increased cost and a longer lead time.


The JAY J3 interface still allows for adjustment in height, depth and angle to maximise the support, and is available on the order form as a standard build without the need of going through our B4M department.

The NEW J3 interface uses just one mounting hardware for both the fixed back and the powered recline and is mounted in a different position. The image to the right demonstrates how the interface mounts on to a powered recline back and highlights how it would be fitted on to the fixed backrest via the back channels.


The new brackets have also been designed to ensure we retain the maximum seat depth of 22" on the Sedeo Pro seating and therefore there is no seat depth loss when selecting a J3 back.



New Brackets – Min. Depth Adjustment



New Brackets – Max Depth Adjustment



2) Attendant Control Option – Q500 & Q700 Series

Similar to the J3 interface, the option of an attendant control on the Q500 and Q700 was very popular with clients, but as it was only available via B4M it led to an increased cost and often a longer lead time.

Effective immediately we are pleased to announce that on the Q500 Pro Series and the Q700 Pro Series the attendant control mount option is now available as a standard option on the configurator, removing the need to order via B4M whilst still offering the same solution.

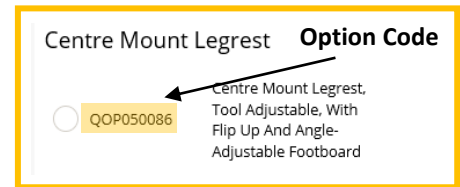
The new attendant control mount fits within the push handle receiver and has a palm resting pad to make it a smooth and simple for attendants to navigate the chair.



This bracket can also be ordered as a spare part by using the following part numbers:

- **Right Hand Attendant Control** – 22503415-002, 22503412-001 & 000233047-ET
 - **Left Hand Attendant Control** – 22503415-001, 22503412-002 & 000233047-ET
- 3) **NEW Centre Mount – Q400-M, Q500 & Q700 Series**

Whilst our standard centre mount leg rest offers a wide range of solutions via its individually adjustable split footplates, there was still a large demand for an IBIS style version on the Q400 Sedeo Lite, Q500 Sedeo Pro & Q700 Sedeo Pro. This series of design updates has allowed us to offer just that.

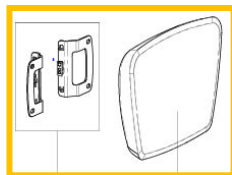


NEW IBIS Style Centre Mount Leg rest, tool adj. with flip up & angle adj. footboard – 050086

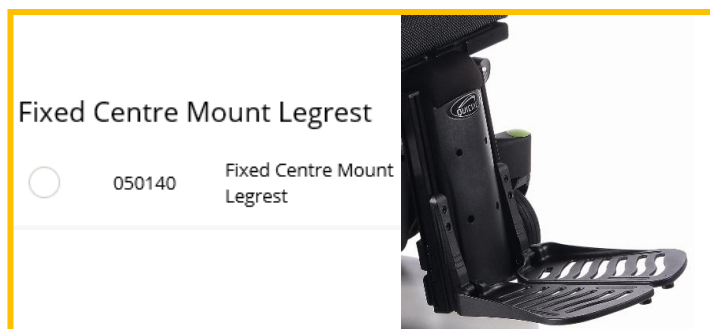
You can also adjust the entire leg rest angle from -15° - +35° providing the ability to offer a negative leg rest angle for clients with tight hamstrings. When adjusting the centre mount in to a negative angle you will have to be aware of castor clash and therefore may have to adjust the centre of gravity to accommodate the clearance of the castors.

This centre mount is a single piece footboard with raised edges to stop the client's feet slipping off the board. The footboard is angle adjustable via a 5mm Allan key and the lower leg length is quickly adjusted by loosening two 5mm bolts either side of the leg rest from 12" – 18" (measured from seat pan).

There is a choice of two calf pads depending on what is most preferable to the client. A single piece calf pad which is demonstrated in the image below, or a set of calf pads which are mounted in the side channel of the leg rest to allow for height adjustment.



Current Fixed Centre Mount – 050140



The fixed centre mount has been our offering since the launch of our Q-Series chairs. This centre mount offers split footplates both with raised edges to stop client's feet slipping off the footplates and can be angle adjusted independently to cater for the client's requirements.

The fixed centre mount offers low leg length adjustment from 8" to 18" (measured from seat pan) and will easily cater for leg length discrepancies within this range.

This centre mount offers only one option of a set of calf pads which is height adjustable.

For more information on either of these centre mounts please contact your local Area Sales Manager, for spare parts number please contact our parts department by emailing parts@sunmed.co.uk

4) NEW Fold Down Backrest – Q400-M

We received feedback regarding the backrest on the Q400-M, specifically how you would like the ability to fold down the backrest like you are able to on the Salsa.

With immediate effect we are introducing a new fold down backrest option on the NEW Q400-M Sedeo Lite.

This will allow for clients who hoist their chair in to their car and need it to be a more compact package.



Therefore this can now be ordered on the configurator as an option by selecting the following option code:

Backrest Frame Option	
<input type="radio"/>	QPL030098 Backrest, Flip Down, Quick Release
<input type="radio"/>	QPL030156 Backrest, fixed

The fold down back can also be retro fitted to current chairs out in the field if required by ordering the spare parts, the part numbers can be acquired via emailing our parts department parts@sunmed.co.uk

5) New Drive Parameters – Q500-M & Q700-M Series

Following from customer feedback we have received a number of requests to smoothen the drive on the Q500-M & Q700-M 13kph base. Therefore we have updated our end of line drive profiles and with immediate affect all 13kph Q500-M's & Q700-M's will have these new adjusted parameter to provide a smoother ride.

Customer's chairs in the field can be quickly and easily updated if required via Web IQ and programming the latest parameters.

For more information on any of the above updates on the Q-Series chairs please contact your local Area Sales Manager.

6) Improved Seat to Floor Height Options – Q400-M Sedeo Lite

As the popularity has grown for the Q400-M as a replacement for the Salsa M2 it was brought to our attention that the lowest seat to floor height options with power lift & tilt was 440mm, upon investigation we found that it was possible to achieve a 16" seat to floor height.

Therefore with immediate effect we are updating the order forms to reflect this, therefore it is now possible to order the lift & tilt module on the Q400-M at the seat height of 415mm.

The order forms will be updated and released with the update include. The option has already been updated on the configurator and is available to order immediately off the configurator.

7) Sedeo Lite Back Cushion Headrest Mount – Q400-M Sedeo Lite

It was also brought to our attention that on the Q400-M there was not an option for the headrest to be mounted on to the Sedeo Lite comfort backrests as the JAY headrests did on the Salsa M2, and this caused challenges when the client was kyphotic and the headrest was therefore unable to sit in the required position for the user.


Due to this it is with immediate effect that we have introduced this as an option on the Q400-M. Therefore it is now possible to order a Sedeo Lite Comfort backrest and mount the headrest receiver either to the backrest to provide the most range in the headrest or to mount it to the backrest frame to provide an even more robust solution for clients who may extend in to the headrest.



8) Sedeo Lite Single Post Armrests – Q500 Sedeo Pro Series & Q700 Sedeo Pro Series

We are introducing the Sedeo Lite armrests on to the Q500 & Q700 Sedeo Pro Family in January to offer an alternative version to the current Sedeo Pro armrests. The reason for this is we have had some feedback around the current armrests being too easy for clients to play or fiddle with.

Therefore the Sedeo Lite armrests are being introduced as an alternative which is more difficult for clients to remove than the Sedeo Pro due to the design and weight.



9) Improved tray table width for seat width 54 / 56cm - Q500 Sedeo Pro Series & Q700 Sedeo Pro Series

The final update is in regards to the tray table in the larger seat widths on the Q500 & Q700 Sedeo Pro, it was feedback to us that the tray table didn't fully correspond with the seat width. Therefore with immediate effect we have updated and introduced an extra-large tray table which is used when selecting seat widths 54 or 56cm's. This means the tray table fully corresponds to the width of the seat width and overall width of the chair.

All these updates are updated on the orders which are able to be downloaded from Sunrise Medical under the relevant product page. Or alternatively they can be requested by emailing Marketing@sunmed.co.uk

For any queries on any of these updates please contact your local Area Sales Manager.

Customer Services	Customer Support	Technical Service Centre	E-mail
Telephone:	+44 (0)845 605 66 88 Option 1-1	+44 (0)845 605 66 88 Option 1-2	enquiries@sunmed.co.uk
Fax:	+44 (0)845 605 66 89	+44 (0)845 605 66 89	help.technical@sunmed.co.uk