

The Zippie logo features the word "zippie." in a white, lowercase, sans-serif font. Above the text is a stylized orange swoosh that curves from the left, under the 'i', and then curves back up towards the 'p'.

X'PLORE
your world!

The Zippie X'CAPE is the first ever wheelchair with XLOCK™ Technology for the performance of a rigid frame and convenience of a folding frame. Designed for active and growing kids, the X'CAPE weighs as little as 8.6 kgs and features a versatile frame available in over **600** colour combinations

X'CAPE



ULTRA LIGHT



PATENTED XLOCK
TECHNOLOGY





X'CAPE

Crossbrace with Patented XLOCK TECHNOLOGY

X'CAPE offers a level of performance and durability comparable to a rigid frame wheelchair. Its lockout feature and fewer moving parts reduce weight, frame play, and maintenance, ensuring more propulsion energy goes directly to the wheels. This allows your child to access all of their environments while experiencing less fatigue.

TRUE PEDIATRIC DESIGN

The X'CAPE's setup – including seat widths, frame proportions, center-of-gravity settings, wheel sizes, and wheel angles (or camber) – can be fine-tuned to provide the best possible access to the wheels for each child. As they grow, 2" of width growth in the crossbrace and 3" of depth growth in the seat rail keep your child positioned properly for maximum independence.



ULTRA LIGHTWEIGHT FRAME

Weighing only 8.6kgs, the X'CAPE is one of the lightest pediatric folding wheelchairs available. This means energy that would have been spent on propulsion can be spent on playing, exploring and being a kid!




SWING-IN/SWING-OUT & FIXED HANGER OPTIONS

Choose Swing-in/Swing-out hangers for aid in transfers and pulling up close to cabinets and counters. Choose fixed hangers for the lightest weight configuration and an active look.



Z-FINITY™ SYSTEM


As your child grows and his/her needs change, the Z-finity System can be adjusted between .5" above the seat pan to 21" below the seat pan to provide proper support of the legs and feet at all times. Its rotating hardware allows infinite adjustment of the footrest's angle and placement to achieve optimal positioning of the feet, ankles, and knees.



VERSARAIL™ SEAT

Pediatric wheelchairs with short seat rails often don't provide enough space for multiple components – custom seating, armrests, wheel locks, side guards, etc. – leaving you in the tough spot of choosing what is most important.

VersaRail's unique design accepts both bolt-on mounts and mounting clamps, and allows for shared placement of these components, so your child has access to all the options they need—no compromises.



EVERY DETAIL
OF THE X'CAPE
WAS DESIGNED FROM
THE GROUND UP
TO HELP CHILDREN
TRANSITION TO
THEIR NEXT LEVEL OF
INDEPENDENCE



One-step Push-to-Lock

One-step push-to-lock tab locks out the frame



One-step Pull-to-Fold

One-step pull-to-fold strap collapses the frame effortlessly.



Folding Push Handle

Tuck away behind the back upholstery or backrest while your child is self-propelling, or raise to your height so you can give an extra push.



JAY® Seating Options

VersaRail makes ordering simple by offering one seat rail system that is compatible with JAY Zip seating, JAY custom seating, and sling upholstery.



Dynamic Back Option

Allows controlled movement of the backrest to help maintain proper user positioning and reduce wheelchair damage.


X'CAPE COLOUR OPTIONS IMPORTANT NOTE: Print processes cannot accurately represent paint finishes. Actual colours may vary.

Choose from 24 standard frame colours and two special order frame colours. The crossbrace colour is chosen separately at no extra charge to create over **600 CUSTOM COLOUR** combinations!



SPOKE GUARDS

Choose from a wide range of fun spoke guards!



ZIPPIE X'CAPE SPECIFICATIONS

Transit Option	Yes	Vertical Axle Plate Adj.	4"
Chair Weight	8.6 kgs - 8x8" fixed front frame, 20" lite spoke wheels. Excludes armrests, push handles & anti-tips. (Actual weight may vary according to chair configuration and accessories)	Armrest Options	T-Post w/Sideguard, Flip-up, Adjust. Locking Flip-up, Length Adjust. Locking Flip-up, Single Post Height Adjustable
Weight Capacity	74 kgs (w/o seating)	Caster Sizes	3", 4", 5", 6"
Overall Width	14.8" to 26.5"	Rear Wheel Sizes	12", 16", 20", 22", 24"
Seat Widths	8" to 16" (grows to 18")	Back Types	Standard (adjustable) and Dynamic
Seat Depths	8" to 18" (grows to 20")	Back Heights	9" to 24"
Tubing Diameter	Bottom Tube: 7/8" VersaRail: accommodates 1" clamps	Back Post Options	Straight (no push handle), Integral Push Handle, Folding Stroller Handle
Back Angle Adjustment	Fore (-) 8° to Aft (+) 24°	Center of Gravity Adj.	3" (-0.5" to 2.5")
Front Seat-to-Floor Heights	13" to 19"	True Fit or One-Time Free Growth Kit	Yes
Rear Seat-to-Floor Heights	11" to 18.5"	Warranty	Limited / Lifetime
Footrest/Frame Angle	80° (Z-finity™ may be adjusted to achieve a wide range of footrest angles)	TGA	100167